




# allegiant stadium

Monthly Report - July 2020



 **allegiant stadium**



# LV Stadium Events Company, LLC

August 31, 2020

Mr. Steve Hill  
Chairman  
Las Vegas Stadium Authority  
c/o Applied Analysis  
6385 S. Rainbow Blvd, Ste 105  
Las Vegas, NV 89118

Dear Mr. Hill:

Enclosed is StadCo's monthly Project Status Report covering the development of **allegiant stadium**.

The Stadium's construction met the conditions of "Substantial Completion" with the issuance of a Temporary Certificate of Occupancy on July 31, 2020. This major milestone was reached as originally planned despite the aggressive schedule and the complications posed by a major tariff war, steel fabrication delays and the COVID-19 pandemic.

**On August 31, 2020 the Stadium was issued an unconditional Final Certificate of Occupancy.**

The Project remains within its approved budget

The accident rate over the course of the Stadium's construction was less than one-third the national average.

The SBE contracting results exceeded 150% of the goal.

The Minority/Female workforce result was more than 160% of the goal.

With construction completed we are now actively closing out the Project.

Sincerely,

A handwritten signature in blue ink, appearing to read "Don C. Webb", written over a faint, illegible printed name.

Don C. Webb  
Chief Operating Officer




Photo Property of Raiders



Photo Property of Raiders





## TABLE OF CONTENTS

Certification	1
Project Budget	2
Status of Design Planning	3
Permit Tracker	4
Project Schedule	5
Compliance / SBE	7
Workforce Utilization	79
Additional Information / Updates	87

## CERTIFICATION

Pursuant to Article 8, Section 8.1 of the Development Agreement between Clark County Stadium Authority and LV Stadium Events Company, LLC dated March 28, 2018, I hereby certify that the information contained within this *"Project Status Report"* is true and accurate to the best of my knowledge.

Sincerely,



Don C. Webb  
Chief Operating Officer  
LV Stadium Events Company, LLC




Photo: EarthCam view from the South

## Stadium Project Budget Report

As of August 15 / Draw #36 / Funding Notice No. 30

	Initial Budget	Adjustments	Revised Budget	Total Expended		Balance	
Raiders Equity, PSL and Permanent Financin [1]	\$850,000,000	\$170,000,000	\$1,020,000,000	\$976,837,688	96%	\$43,162,312	4%
Raiders NFL G-4 Contribution [2]	\$200,000,000	\$0	\$200,000,000	\$162,221,160	81%	\$37,778,840	19%
Clark County Bond Proceeds & Room Tax Pay-Go	\$750,000,000	\$0	\$750,000,000	\$700,000,000	93%	\$50,000,000	7%
Other	\$0	\$0	\$0	\$0	0%	\$0	100%
<b>Total Stadium Development Sources</b>	<b>\$1,800,000,000</b>	<b>\$170,000,000</b>	<b>\$1,970,000,000</b>	<b>\$1,839,058,848</b>	<b>93%</b>	<b>\$130,941,152</b>	<b>7%</b>
Stadium Land Acquisition	\$77,780,128	\$12,975	\$77,793,103	\$77,793,103	100%	\$0	0%
Stadium Construction	\$1,334,455,080	\$70,963,204	\$1,405,418,284	\$1,362,629,420	97%	\$42,788,864	3%
Stadium Furniture, Fixtures & Equipment	\$122,854,543	\$34,455,325	\$157,309,868	\$117,632,545	75%	\$39,677,323	25%
Stadium Design, Engineering & Soft Costs	\$233,852,243	\$7,068,496	\$240,920,739	\$205,637,796	85%	\$35,282,942	15%
Stadium Utility & Infrastructure Costs	\$31,058,006	-\$2,500,000	\$28,558,006	\$20,933,989	73%	\$7,624,018	27%
Premium Seating & Marketing Program [3]	\$0	\$60,000,000	\$60,000,000	\$54,431,995	91%	\$5,568,005	9%
<b>Total Stadium Development Uses</b>	<b>\$1,800,000,000</b>	<b>\$170,000,000</b>	<b>\$1,970,000,000</b>	<b>\$1,839,058,848</b>	<b>93%</b>	<b>\$130,941,152</b>	<b>7%</b>

[1] Includes closed construction debt financing pursuant to Senate Bill 1 (2016 Special Session), Section 36.1(e)(2). Raiders Equity Contribution, above, includes \$40 million in PSL sales used to fund Premium Seating & Marketing Programs, on behalf of the Clark County Stadium Authority.

[2] Includes approved NFL financing through the G-4 loan program of the NFL.

[3] Excludes Third-Party Activation Sources and Uses Itemized Below

## Stadium Project Budget Report

As of August 15 / Draw #36 / Funding Notice No. 30

	Initial Budget	Adjustments	Revised Budget	Total Expended		Balance
Total Raiders 3rd-Party Activation	\$0	\$48,038,410	\$48,038,410	\$36,463,857	\$1	\$11,574,553

### Summary Notes:

- 1) "Initial Budget" is as of March 17, 2018
- 2) "Revised Budget" reflects adjustments under consideration & does not include all costs borne solely by StadCo or the Raiders such as costs of developing the team headquarters and training facilities
- 3) "Expended" is based upon actual costs & accrual estimates booked, including retention amounts withheld, as of August 15, 2020
- 4) "Expended" excludes certain predevelopment costs recovered through bond proceeds at closing
- 5) Excludes StadCo or Raiders payroll costs, legal & similar administrative expenses incidental to Stadium development but borne solely by StadCo or Raiders
- 6) Excludes NFL Relocation Fee
- 7) Excludes Temporary Venue Costs
- 8) Excludes certain costs associated with financing and transactional expenses borne by the Raiders
- 9) Actual Balance on individual Sources may vary from that shown above since certain sources are funded on a reimbursable, rather than advance, basis
- 10) Projections are based upon assumptions and information received from others and therefore actual results may vary and the variations may be material

Project Budget

## STATUS OF DESIGN PLANNING

Punch-list reviews accelerated during the month of July leading up to Temporary Certificate of Occupancy (TCO) and the Certificate of Substantial Completion. Back-punch, reviewing corrective actions by the sub-trades, will continue into the month of August (by mutual agreement of all parties).

SSR's Cx team issued the Final Commissioning report to Clark County Building Department mid-July. This is the confirmation of completion of commissioning (testing of systems for compliance with the contract documents) for the mechanical, electrical, plumbing and lighting systems within the building.

Our architecture, interior architecture and key consultant staff continue to support back-punch activities. Key consultants include WJHW - low voltage, Infinite Scale – signage, WSP Group – architectural lighting and SSR – mechanical, plumbing, electrical and fire protection design.

Permits received to date include all foundations (Package 2), and all concrete construction permits (Packages 3A & 3B) and the structural steel frame package (permit package 4). All structural building permits for the project are now secured. Non-structural permits received include the Shell, Core and all non-premium spaces (Package 5). Premium spaces – clubs, typical suites and select Team spaces (Package 6).

TCO was issued by the Clark County Building Department on July 30, 2020.

Certificate of Substantial Completion was signed by StadCo on July 31, 2020.



**Phased Building Application**

Proposed Permit Packages / Valuations

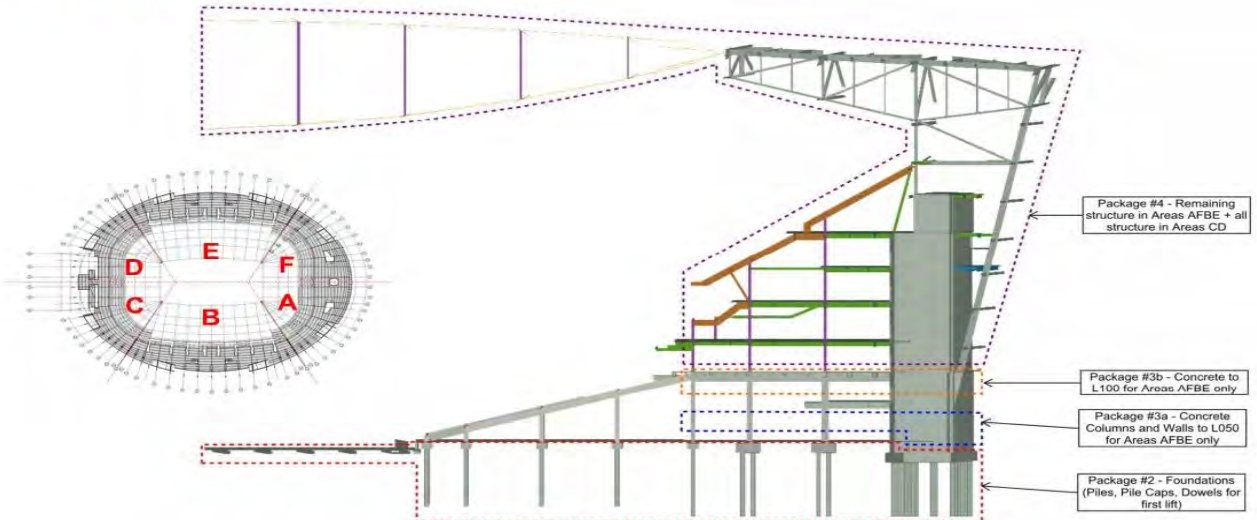
Revised 2/1/2019



PERMIT PACKAGE		DESCRIPTION / SCOPE OF WORK	Permit Submission Date <i>(estimates in italics)</i>	Permit Pick-up & Fee Payment Date <i>(estimates in italics)</i>	ANTICIPATED VALUE
No#	PAC NO				
1		EGRESS DESIGN			\$---
2		FIRE PROTECTION REPORT			\$---
3	1	EXCAVATION & GRADING	11/13/2017	12/19/2017	\$12,700,000
4	1a	ON-SITE UTILITIES			\$5,800,000
5	2	FOUNDATIONS / DEEP UTILITIES Piles, Pile caps, dowels into first lift	1/10/2018	2/20/2018	\$46,000,000
6		CABLE TRUSS ANALYSIS REVIEW			
7	3a	STRUCTURAL FRAME - CONCRETE Concrete columns & walls to Level 050, Areas AFBE only	3/13/2018	4/6/2018	\$84,000,000
8	3b	STRUCTURAL FRAME - CONCRETE Concrete to Level 0100, Areas AFBE only	3/19/2018	5/10/2018	\$42,000,000
9	4	STRUCTURAL FRAME - STEEL / ROOF Remaining structtre in AFBE & all Areas C & D	4/6/2018	6/22/2018	\$290,200,000
10	5	CONSTRUCTION PACKAGE 5 (Arch,Mech,Elect,Plumb) Core & Shell Package	7/10/2018	11/16/2018	\$552,200,000
11	6	FINISHES PACKAGE - Premium Spaces	11/9/2018	2/1/2019	\$54,500,000
		Ancillary Permits			
		Trailer City permit (Tortoise fees paid with this permit)	10/5/2017	11/9/2017	
		On-site Utility for Trailer City	11/5/2017	11/29/2017	
		<b>DEFERRED SUBMITTALS</b>			
12		STRUCTURAL PRECAST SYSTEMS			\$32,400,000
13		FIRE SUPPRESSION SPRINKLER SYSTEMS			\$10,700,000

\$ 1,130,500,000

**Permit Packages**



Permit Tracker

Activity ID	Activity Name	Finish						
			Oct	Nov	Dec	Jan	Feb	Mar
<b>Summary and Milestones</b>								
S000-8D	Design Summary - Stadium Design to 62.5% GMP	01-Oct-17 A						
S000-8D1	Design Summary - Stadium Design to 100% GMP Pricing	25-Feb-18 A						
S000-8N1	Construction Summary - Deep Foundations	30-Apr-18 A						
S000-8N2C	Construction Summary - FRP Spread Footings	09-Aug-18 A						
S000-8N2B	Construction Summary - FRP Wall/Mat Foundations	16-Aug-18 A						
S000-8N5A	Construction Summary - FRP Elev/Esc Pits	17-Aug-18 A						
S000-8D2	Design Summary - Stadium Design to 100% CD	27-Aug-18 A						
S000-8P2C	Construction Summary - FRP Columns	28-Sep-18 A						
S000-8N3B	Construction Summary - Foundation Walls	17-Oct-18 A						
S000-8P2B	Construction Summary - FRP Concrete Core Walls	11-Jan-19 A						
S000-8P2G	Construction Summary - Pan & Joist Decks	14-Jan-19 A						
S000-8P1	Construction Summary - Underground Mech/Plumbing & Elec	01-Mar-19 A						
S000-8M4	Construction Summary - Mass Excavation	26-Apr-19 A						
S000-8P4B	Construction Summary - Structural Steel (Long Span at Field Tray)	26-Apr-19 A						
S000-8P4J	Construction Summary - Misc Structural Supports	28-May-19 A						
S000-8P4D	Construction Summary - Steel Roof Truss Columns	20-Jul-19 A						
S001-8P4D	Construction Summary - Steel Roof Canopy	13-Sep-19 A						
S000-8P4F2	Construction Summary - FRP Slab on Metal Deck	13-Sep-19 A						
S000-8P4	Construction Summary - Steel Structure (Bowl Steel)	18-Oct-19 A						
S000-8T1B	Construction Summary - Mechanical Equipment	05-Nov-19 A						
S000-8P5G	Construction Summary - Precast Stadia	13-Jan-20						
SXXN-8Q3C5	Construction Summary - Storefront Glazing System	13-Jan-20						
S000-8R3	Construction Summary - Escalators	13-Jan-20						
S1AB1-8S53	Construction Summary - Interior Rough-in	13-Jan-20						
S000-8Q3S	Construction Summary - Specialty Entrances Op Doors	07-Feb-20						
S000-8P1E	Construction Summary - Slab on Grade	12-Feb-20						
S000-8Q5	Construction Summary - Roof Systems	24-Feb-20						
S000-8Q2A	Construction Summary - Curtainwall	26-Feb-20						
S000-8D3	Design Summary - Design Construction Administration	02-Mar-20						
S000-8Q1F	Construction Summary - Metal Wall Panels	20-Mar-20						
SRA0-8Q52	Construction Summary - Membrane Roof Systems	05-May-20						
S000-8Q5J	Construction Summary - Roof Specialties & Accessories	20-May-20						
S000-8T7P1	Construction Summary - Sports Equipment	12-Jun-20						
S000-8U9	Construction Summary - Seating	26-Jun-20						
S1B48R13	Construction Summary - Elevators	08-Jul-20						
S000-8U	Construction Summary - Drywall and Interior Finishes	08-Jul-20						
S000-8U8	Construction Summary - Specialties	17-Jul-20						
L001-1A50	Substantial Completion	31-Jul-20*						
S000-8X31	Construction Summary - Project Close-out	14-Aug-20						





## COMPLIANCE / SBE

In accordance with Section 31.5-6 of the Southern Nevada Tourism Improvement Act, Mortenson | McCarthy Las Vegas Stadium, A Joint Venture (“MMcJV”) is following the process described below for verification of SBE Contractors.

SBE Contractors apply through the [mmcjlvlv.com](http://mmcjlvlv.com) website under the vendors tab. Those seeking certification as a qualified SBE contractor will then fill out and submit a self-certification form, whereas they attest to meeting the criteria for small local business classification denoted in the Senate Bill. The MMcJV Community Benefits Coordinator then reviews the information provided and utilizes the Nevada Secretary of State website: <https://www.nvsos.gov/sos> to verify the Act’s requirements 31.5-2 section a, b, & c in regards to principal place of business, duration of business license, and that the required business license is current. Upon approval of these criteria, MMcJV will then give the contractor the designation of SBE. If firms do not meet the criteria or don’t complete the process, they are not classified as SBE. A listing of all approved SBE’s, or any of the above records can be provided upon request.




Photo: Courtesy of StadCo



DATE: July 28, 2020  
FROM: Lynn R. Littlejohn  
RE: Allegiant Stadium  
Community Benefits Plan Report – June 2020

#### SBE Program

- The SBE project goal is 15%.
- The current SBE participation is 22%.
- Approximately \$1.2 billion dollars of work has been awarded with \$290 million committed to SBE firms.
- 167 different SBE firms have been awarded work on the project; 48 with multiple contracts.
- 41 different WMBE firms have been awarded work on the project totaling \$79.7 million dollars.
- 70% of all firms awarded work on the project are Nevada based.

#### Workforce Diversity

- The workforce goal is 38% minority and female.
- The workforce participation is 62% minority/female and 2% veteran with approximately 5,655,218 hours worked through June.
- 79% of the project workforce is Nevada residents.

Attached are the SBE and workforce participation reports.

This report reflects procurement activity through June 2020

CC	State	Subcontractor	Scope of Work	SBE/Other	Orig Contract \$ Amount	Original SBE \$ Commitment
	NV	Lewis K. Construction	Fencing Repairs	SBE	\$ 19,360	\$ 19,360
	NV	Nevada Water Trucks	Track Out Pad Installation	SBE	\$ 10,000	\$ 10,000
	NV	Amazon Masonry	Dust Control	SBE/MBE	\$ 10,000	\$ 10,000
	NV	Tab Contractors, Inc.	Trailer Set-up & Geotech Fault Study	Other	\$ 748,450	\$ 490,567
	NV	Boulder Sand & Gravel	Aggregates	SBE		
	NV	JS & S Surveying	Surveying	SBE/MBE		
	NV	M Con	Utilities	SBE/MBE		
	NV	Olson Precast Co.	Concrete Manhole	SBE		
	NV	Acme Electric	Street Light Repairs	Other		
	NV	Nevada Tap Master	Hot Taps	SBE		
	NV	Merli Concrete Pumping	Box Culvert - Concrete Pump	SBE		
	NV	National Trench Safety	Traffic Control	Other		
	NV	Wells Cargo	Cold Mix, Reject Sand, Rock	Other		
	NV	HD White Cap	Equipment Rental	Other		
	NV	Cashman Equipment	Equipment Rental	Other		
	NV	Sunstate	Sewer & Water Materials	Other		
	NV	Ferguson Waterworks	Equipment Rental	Other		
	NV	United Rentals	Concrete	Other		
	NV	Nevada Ready Mix	Equipment Rental	Other		
	NV	Ahern Rentals	Trucking Materials	Other		
	NV	Werdco	Trucking Materials	Other		
	NV	Diaz Trucking	Trucking Materials	Other		

Original SBE Commitment %	Current Contract \$ Amount	SBE %	Awarded SBE \$Participation	Other \$Participation	Actual SBE \$ Paid	Actual Other \$ Paid
100%	\$ 21,838	100%	\$ 21,838		\$ 21,838	\$ -
100%	\$ 9,903	100%	\$ 9,903		\$ 9,903	\$ -
100%	\$ 11,495	100%	\$ 11,495		\$ 11,495	\$ -
66%	\$ 908,200	50%				\$ 862,790
			\$ 9,815		\$ 9,815	
			\$ 21,145		\$ 20,088	
			\$ 402,693		\$ 401,133	
			\$ 14,738		\$ 14,738	
				\$ 4,033		\$ 4,033
			\$ 1,560		\$ 1,560	
			\$ 595		\$ 595	
				\$ 11,767		\$ 11,767
				\$ 3,090		\$ 3,090
				\$ 9,536		\$ 9,536
				\$ 5,016		\$ 5,016
				\$ 1,793		\$ 1,793
				\$ 84,388		\$ 84,388
				\$ 20,386		\$ 20,386
				\$ 7,954		\$ 7,954
				\$ 2,474		\$ 2,474
				\$ 2,764		\$ 2,764
				\$ 385		\$ 385

This report reflects procurement activity through June 2020

CC	State	Subcontractor	Scope of Work	SBE/Other	Orig Contract \$ Amount	Original SBE \$ Commitment
	NV	Boulder Sand & Gravel	Type II	SBE		
	NV	Hernandez Trucking	Trucking Materials	Other		
	NV	HD Barricade	Traffic Control	Other		
	NV	MMC, Inc.	Vactoring	Other		
	NV	A-1 Concrete Cutting & Demolition	Saw Cutting/Core Drilling/Demo	SBE/MBE		
	NV	Wells Cargo, Inc.	Asphalt Paving	Other		
	NV	<b>Nevada Water Trucks</b>	SWPPP & Dust Control Services	SBE	\$ 494,460	\$ 494,460
	NV	<b>Cashman Professional</b>	Photography	SBE	\$ 37,800	\$ 37,800
	NV	<b>Eros Environmental</b>	SWPPP Inspections	SBE	\$ 18,195	\$ 18,195
	NV	<b>Preventive Measures</b>	Site Security	SBE	\$ 100,000	\$ 100,000
	MN	<b>Danny's Construction</b>	Field Tray Mock-up	WBE	\$ 147,000	\$ -
	NV	Dielco Crane Service, Inc.	Crane Rental	Other		
<b>1.01</b>	TX	<b>Derr &amp; Isbell Construction</b>	Personnel Hoist	Other	\$ 2,799,134	\$ 419,870
	NV	A&N Custom Fabrication	Misc. Metals	SBE		
	TX	Beck Steel	Misc. Steel	Other		
	NY	Dynamics	Transportation - Misc. Steel Items	Other		
	NV	Fastenal	Mast Tools & Fasteners	Other		
	NV	Hershberger Bros Welding	Mast Installation	SBE		
	NV	Steel Partners	Fabrication of Bracing/Bridges	SBE		
	TX	Walter P Moore	Construction Engineering & Design	Other		
<b>1.01</b>	NV	<b>Southwest Specialty Coatings</b>	High Performance Coatings - Steel	SBE	\$ 1,000,000	\$ 1,000,000
	NV	Commercial Scaffolding of NV	Erect Scaffolding	SBE		



Original SBE Commitment %	Current Contract \$ Amount	SBE %	Awarded SBE \$Participation	Other \$Participation	Actual SBE \$ Paid	Actual Other \$ Paid
			\$ 7,717		\$ 7,717	
				\$ 2,026		\$ 2,026
				\$ 8,575		\$ 8,575
				\$ 1,950		\$ 1,950
			\$ 360		\$ 360	
				\$ 31,270		\$ 29,710
100%	\$ 3,668,412	100%	\$ 3,668,412		\$ 3,538,218	
100%	\$ 37,800	100%	\$ 37,800		\$ 15,788	
100%	\$ 15,796	100%	\$ 15,796		\$ 15,195	
100%	\$ 276,274	100%	\$ 276,274		\$ 276,274	
	\$ 2,810,496			\$ 2,810,496		\$ 2,600,199
				\$ 6,580		\$ 6,580
15%	\$ 2,828,523	26%				\$ 2,048,321
			\$ 568		\$ 568	
				\$ 17,963		\$ 17,963
				\$ 5,800		\$ 5,800
				\$ 8,099		\$ 8,099
			\$ 944		\$ 944	
			\$ 726,343		\$ 726,343	
				\$ 104,235		\$ 104,235
100%	\$ 1,950,717	100%	\$ 1,920,911		\$ 1,790,177	
			\$ 29,806		\$ 29,806	

This report reflects procurement activity through June 2020

CC	State	Subcontractor	Scope of Work	SBE/Other	Orig Contract \$ Amount	Original SBE \$ Commitment
1.01	MI	Niles Industrial Coatings	Misc. Steel Painting	Other	\$ 165,000	\$ 24,750
1.01	WI	Merrill Iron & Steel	Structural Steel	Other	\$ 179,413,551	\$ 26,912,032
	TX	Derr & Isbell Construction	Steel Erection	Other		
	NV	Reliable Crane Service, LLC	Crane Operation & Maintenance	SBE		
	NV	Trinity Land Survey	Box Culvert - Survey	SBE/WBE		
	NV	Union Erectors, LLC	Steel Erection	SBE		
	CO	Derr & Gruenewald Construction	Steel Erection	Other		
	CA	The Herrick Corporation	Steel Erection	Other		
	NV	Ahern Rentals, Inc.	Equipment Rental	Other		
	CA	Barnhart Crane & Rigging	Rigging Equipment Rental	Other		
	NV	All-Star Building Services	Office Cleaning Services	Other		
	IN	Aarbee Structures	Detailing Services	Other		
	MT	ADF International	Various Fabrication Scope	Other		
	OR	Albina Pipe Bending	Bending Service	Other		
	MI	Alro Steel Corporation	Raw Material Supply	Other		
	WI	Amston Supply	Trailer Rental	Other		
	DE	Arcelormittal International	Raw Material Supply	Other		
	IL	Arcelormittal USA	Raw Material Supply	Other		
	NC	Armstrong Transport Group	Freight	Other		
	IL	Atlas Tube	HSS Tube & Pipe	Other		
	TN	Avenger Logistics	Freight	Other		
	CO	AZZ Galvanizing Denver	Galvanizing	Other		
	WI	Baum Machine	Machining	Other		
	TX	Bedrock Logistics	Freight	Other		
	AZ	Bell Street	Fabrication Subcontractor	Other		
	IL	Black Diamond Pipe & Tube	Raw Material Supply	Other		

Original SBE Commitment %	Current Contract \$ Amount	SBE %	Awarded SBE \$Participation	Other \$Participation	Actual SBE \$ Paid	Actual Other \$ Paid
15%	\$ 280,483			\$ 280,483		\$ 197,790
15%	\$ 239,757,551	22%				\$ 224,100,933
				\$ 95,840,872		\$ 88,308,636
			\$ 9,900,000		\$ 5,320,460	
			\$ 1,000,000		\$ 990,668	
			\$ 2,500,000		\$ 2,084,743	
				\$ 1,000,000		
				\$ 500,000		
				\$ 5,000,000		\$ 2,298,009
				\$ 212,007		\$ 212,007
				\$ 10,000		
				\$ 7,111,619		\$ 7,111,619
				\$ 8,195,718		\$ 6,741,695
				\$ 28,708		\$ 28,708
				\$ 21,253		\$ 21,253
				\$ 234,362		\$ 234,362
				\$ 573,987		\$ 573,987
				\$ 187,422		\$ 187,422
				\$ 409,283		\$ 409,283
				\$ 1,847,527		\$ 1,847,527
				\$ 941,517		\$ 941,517
				\$ 26,809		\$ 26,809
				\$ 301,703		\$ 301,703
				\$ 530,876		\$ 530,876
				\$ 1,369,600		\$ 1,369,600
				\$ 141,790		\$ 141,790

This report reflects procurement activity through June 2020

CC	State	Subcontractor	Scope of Work	SBE/Other	Orig Contract \$ Amount	Original SBE \$ Commitment
	MO	Bourne Logistics Management	Freight	Other		
	CO	Brown Strauss Co.	Raw Material Supply	Other		
	IL	Chapel Steel	Material Supply	Other		
	IL	Chicago Metal Rolled Products	Rolled Materials	Other		
	VA	Cives Corporation	Fabrication Subcontractor	Other		
	WI	Computerized Structural Design	Connection Design Services	Other		
	SC	Con-Serv Inc.	Raw Material Supply	Other		
	WA	Corona Stud & Deck	Deck Supply & Installation	Other		
	IL	Custom Fab & Coatings	Fabrication Subcontractor	Other		
	WI	D&S Machine Service, Inc.	Machining	Other		
	SC	Erico International Corp.	Fasteners	Other		
	NV	Expansion Specialties	Furnish & Install Expansion Joints at Stairs	SBE		
	NV	Fasco	Fastener Supply & Delivery	SBE		
	IL	FHS Consulting	Testing Service	Other		
	MN	Gephart Morse	Temp Power	Other		
	PA	Global Rope Access	Touch-up Field Painting & Cleaning	Other		
	MT	HCA Transport	Freight	Other		
	CA	The Herrick Corp.	Fabrication Subcontractor	Other		
	NV	Hershberger Bros Welding	Misc. Fabrication Services	SBE		
	MO	Hillsdale Fabricators	Fabrication Subcontractor	Other		
	OK	Hilti	Anchors/Anchor Rods	Other		
	AL	Independence Tube Corp.	Material Supplier	Other		
	IL	Infra Metals	W, HSS, Plate, Raw Materials	Other		
	UT	Interstate Gratings	Grating Supply	Other		
	UT	Intsel Steel West	Raw Material Supply	Other		
	AZ	JV Driver	Fabrication Subcontractor	Other		
	OH	Kenilworth Steel Co.	Raw Material Supply	Other		
	KS	King of Freight LLC	Freight	Other		
	IL	Kloeckner Metals - Chicago	Material Supplier	Other		



Original SBE Commitment %	Current Contract \$ Amount	SBE %	Awarded SBE \$Participation	Other \$Participation	Actual SBE \$ Paid	Actual Other \$ Paid
				\$ 17,035		\$ 17,035
				\$ 585,914		\$ 585,914
				\$ 134,748		\$ 134,748
				\$ 22,420		\$ 22,420
				\$ 874,701		\$ 874,701
				\$ 163,195		\$ 163,195
				\$ 257,022		\$ 257,022
				\$ 5,952,613		\$ 5,063,651
				\$ 992,542		\$ 942,915
				\$ 115,766		\$ 115,766
				\$ 17,399		\$ 17,399
			\$ 35,275			
			\$ 3,036,876		\$ 3,036,876	
				\$ 16,245		\$ 16,245
				\$ 46,318		\$ 46,318
				\$ 1,099,422		\$ 321,182
				\$ 384,997		\$ 384,997
				\$ 3,198,845		\$ 3,198,845
			\$ 2,882,882		\$ 2,882,882	
				\$ 265,388		\$ 265,388
				\$ 82,431		\$ 82,431
				\$ 91,438		\$ 91,438
				\$ 221,158		\$ 221,158
				\$ 408,459		\$ 408,459
				\$ 321,877		\$ 321,877
				\$ 2,780,813		\$ 2,558,168
				\$ 134,898		\$ 134,898
				\$ 607,773		\$ 607,773
				\$ 384,352		\$ 384,352

This report reflects procurement activity through June 2020

CC	State	Subcontractor	Scope of Work	SBE/Other	Orig Contract \$ Amount	Original SBE \$ Commitment
	IA	Kloeckner Metals - Dubuque	Material Supplier	Other		
	IL	Leeco Steel, LLC	Raw Material Supply	Other		
	MN	LeJeune Steel Company	Fabrication Subcontractor	Other		
	OK	Love's Solutions	Freight	Other		
	TX	Madden Bolt Corp.	Anchor Rod Assemblies	Other		
	WI	Max Weiss	Rolled Materials	Other		
	CA	McKinney Trailer Rentals	Trailer Rental	Other		
	FL	Metals USA	Raw Material Supply	Other		
	NV	Metro Trailer Leasing	Trailer Rental	Other		
	MO	Milestone Trailer Leasing	Trailer Rental	Other		
	NV	Mori Consulting	Raw Material Procurement	SBE/MBE		
	WI	Monarch LLC	Machining	Other		
	MO	Murphy Hoffman	Freight	Other		
	AL	NAFCO	Fabrication Subcontractor	Other		
	OH	Nelson Stud Welding	Weld Studs	Other		
	MI	Niles Industrial Coatings	Touch-up Field Painting & Cleaning	Other		
	NV	NP Tropicana LLC	Lot Rentals	Other		
	SC	Nucor Steel Berkeley	Raw Material	Other		
	AR	Nucor Yamato Steel	WF Beams, Raw Material	Other		
	AL	NuSteel Fabricators	Fabrication Subcontractor	Other		
	IL	O'Brian Steel Service Co.	Raw Material	Other		
	NC	Old Dominion Freight Line	Freight	Other		
	IL	Olympic Steel	Material Supply	Other		
	CA	PDM Steel Services	Material Supply	Other		
	KS	PKM Steel Service	Fabrication Subcontractor	Other		
	PA	PPG Industries	Raw Material	Other		
	MO	Proenergy Crafts	Tradesmen	Other		
	CA	RBC Lubron Bearing Systems	Bearing Supplier	Other		
	NV	Rigging International Group	Primary Rope Access - Touch-up Field Painting & Cleaning	SBE		

Original SBE Commitment %	Current Contract \$ Amount	SBE %	Awarded SBE \$Participation	Other \$Participation	Actual SBE \$ Paid	Actual Other \$ Paid
				\$ 110,840		\$ 110,840
				\$ 948,552		\$ 948,552
				\$ 520,577		\$ 520,577
				\$ 53,098		\$ 53,098
				\$ 4,992		\$ 4,992
				\$ 123,400		\$ 123,400
				\$ 243,068		\$ 243,068
				\$ 40,508		\$ 40,508
				\$ 118,511		\$ 118,511
				\$ 87,697		\$ 87,697
			\$ 14,208,499		\$ 14,208,499	
				\$ 14,770		\$ 14,770
				\$ 301,820		\$ 301,820
				\$ 2,396,994		\$ 2,396,994
				\$ 8,961		\$ 8,961
				\$ 2,863,556		\$ 1,148,665
				\$ 253,000		\$ 253,000
				\$ 120,133		\$ 120,133
				\$ 1,520,127		\$ 1,520,127
				\$ 1,011,718		\$ 1,011,718
				\$ 276,744		\$ 276,744
				\$ 44,080		\$ 44,080
				\$ 155,736		\$ 155,736
				\$ 212,263		\$ 212,263
				\$ 737,467		\$ 737,467
				\$ 1,285,185		\$ 1,285,185
				\$ 263,399		\$ 263,399
				\$ 201,219		\$ 201,219
			\$ 1,267,511		\$ 389,451	

This report reflects procurement activity through June 2020

CC	State	Subcontractor	Scope of Work	SBE/Other	Orig Contract \$ Amount	Original SBE \$ Commitment
	WI	Russell Metals Williams Bahcall	Material Supply	Other		
	NV	Ryan Transportation	Freight	Other		
	AL	Saginaw Pipe Company	Raw Material Supply	Other		
	TX	Service Steel Warehouse	Raw Material Supply	Other		
	MO	South Side Machine Works	Machining	Other		
	WI	SPE, Inc.	Tradesmen	Other		
	SE	SSAB/IPSCO	Material Supplier	Other		
	NV	Southwest Specialty Coatings	Touch-up Field Painting & Cleaning	SBE		
	NV	Rigging International Group	Rigging - Rope Access	SBE		
	KS	Steel & Pipe Supply	W, HSS, Plate, Raw Materials	Other		
	IN	Steel Dynamics	W, C, L, Raw Materials	Other		
	LA	Steel Fabricators of Monroe	Fabrication	Other		
	NV	Steel Partners	Stair Supply	SBE		
	MO	Steelman Transportation	Freight	Other		
	TX	STI Group, Inc.	Fabrication Subcontractor	Other		
	WI	Strohwig Industries	Machining	Other		
	OH	TQL	Freight	Other		
	NV	Tradesmen International	Tradesmen	Other		
	IN	Triad Metals International	Raw Material Supply	Other		
	MO	Tubular Steel	HSS Tube & Raw Materials	Other		
	NV	Union Erectors	Field Repairs	SBE		
	KS	Unique Metal Fabrications	Fabrication Subcontractor	Other		
	TX	Universal Steel America	Material Supplier	Other		
	OH	US Logistics LLC	Freight	Other		
	AZ	VDS West	Fabrication Subcontractor	Other		
	CA	West Coast Inspections	Shop Inspection Services	Other		
	FL	Worldwide Specialty Logistics	Freight	Other		
	NV	Xtra Lease LLC	Trailer Rental	Other		

Original SBE Commitment %	Current Contract \$ Amount	SBE %	Awarded SBE \$Participation	Other \$Participation	Actual SBE \$ Paid	Actual Other \$ Paid
				\$ 207,874		\$ 207,874
				\$ 34,891		\$ 34,891
				\$ 207,297		\$ 207,297
				\$ 63,419		\$ 63,419
				\$ 21,050		\$ 21,050
				\$ 154,203		\$ 154,203
				\$ 2,291,647		\$ 2,291,647
			\$ 6,000,175		\$ 5,215,082	
			\$ 1,471,499		\$ 1,471,499	
				\$ 133,645		\$ 133,645
				\$ 117,455		\$ 117,455
				\$ 987,492		\$ 987,492
			\$ 1,264,228		\$ 1,203,534	
				\$ 37,498		\$ 37,498
				\$ 4,251,206		\$ 4,251,206
				\$ 1,116,364		\$ 1,100,778
				\$ 315,520		\$ 315,520
				\$ 43,832		\$ 43,832
				\$ 108,589		\$ 108,589
				\$ 3,385,010		\$ 3,385,010
			\$ 3,258,179		\$ 3,180,571	
				\$ 2,383,104		\$ 2,383,104
				\$ 13,118		\$ 13,118
				\$ 253,804		\$ 253,804
				\$ 2,776,461		\$ 2,776,461
				\$ 2,338,911		\$ 2,338,911
				\$ 1,364,893		\$ 1,364,893
				\$ 1,343,323		\$ 1,343,323



This report reflects procurement activity through June 2020

CC	State	Subcontractor	Scope of Work	SBE/Other	Orig Contract \$ Amount	Original SBE \$ Commitment
	WI	Zalk Josephs Fabricators	Fabrication	Other		
	WI	ZMAC Transportation Solutions	Freight	Other		
<b>1.02a</b>	NJ	<b>Vector Foiltec</b>	ETF Roofing System	Other	\$ 29,701,944	\$ 4,455,292
	CA	Walter P Moore	Professional Engineering	Other		
	IT	Cimolai S.P.A.	Material Supplies	Other		
	NV	Union Erectors	Material Supplies	SBE		
	NV	Reliable Crane Services, LLC	Equipment & Storage	SBE		
	NV	General Design & Construction	Plenum Material	SBE/MBE		
	NV	TV Transport	Warehouse	SBE		
	MN	Danny's Construction Co	ETFE Secondary Steel Erection	WBE		
	NV	Dielco Crane Service, Inc.	Crane Work	Other		
	NV	Unforgettable Coatings	Painting	SBE		
	PA	Global Mountain Solutions	Labor to Install EFTE Air Supply Units	Other		
	MN	Harris Mechanical	Install EFTE Plenum Duct	Other		
<b>1.02b</b>	VA	<b>Freyssinet, Inc.</b>	Cable Net Roof Support	Other	\$ 31,600,000	\$ 4,740,000
	CH	Fatzer AG	Manufacture & Supply of Fully Locked coil Ropes	Other		
	DE	Bollinger & Grohmann International	Design Services	Other		
	MO	Thornton Tomasetti	Structural Engineering	Other		
	NV	Kordt Engineering	PE Services of Permanent Works	SBE		
	IT	CAVE S.R.L.	Manufacture & Supply of Cable Clamps	Other		
	CH	HFE	Manufacture & Supply of Cable Struts	Other		
	CH	CHINA Grand Engineering	Manufacture & Supply of Temporary Work Steel	Other		
	NV	TV Transport	Yard - Rental, Security & Storage	SBE		
	NV	Vision Construction Services	Crane Rental	SBE		
	NV	Steel Partners, LLC	Installation	SBE		
	NV	Rigging International Group	Rope Access	SBE		
	NV	Southwest Specialty Coatings	Painting Struts	SBE		
	LA	Aggreko, LLC	Electrical Supply	Other		
	TX	Roll-Lift USA, Inc.	Provide Equipment	Other		
	NV	Desert Lumber	Supply Lumber	Other		

Original SBE Commitment %	Current Contract \$ Amount	SBE %	Awarded SBE \$Participation	Other \$Participation	Actual SBE \$ Paid	Actual Other \$ Paid
				\$ 115,532		\$ 115,532
				\$ 18,625		\$ 18,625
15%	\$ 36,818,132	8%				\$ 34,977,225
				\$ 883,477		\$ 883,477
				\$ 6,740,953		\$ 6,740,953
			\$ 52,969		\$ 52,969	
			\$ 5,190		\$ 5,190	
			\$ 76,689		\$ 76,689	
			\$ 2,509,814		\$ 2,509,814	
				\$ 5,766,328		\$ 5,766,328
				\$ 904,902		\$ 886,300
			\$ 288,822		\$ 288,822	
				\$ 183,864		\$ 183,864
				\$ 86,296		\$ 86,296
15%	\$ 34,988,541	23%				\$ 31,627,570
				\$ 3,848,988		\$ 3,841,043
				\$ 431,332		\$ 371,800
				\$ 241,834		\$ 175,831
			\$ 84,400		84,400	
				\$ 284,881		\$ 272,919
				\$ 476,084		\$ 476,084
				\$ 894,626		\$ 847,516
			\$ 462,027		462,027	
			\$ 1,745,266		1,599,956	
			\$ 4,721,256		4,721,256	
			\$ 872,200		515,546	
			\$ 209,393		188,453	
				\$ 351,765		\$ 282,983
				\$ 234,535		234,535.00
				\$ 62,915		62,915.00

This report reflects procurement activity through June 2020

CC	State	Subcontractor	Scope of Work	SBE/Other	Orig Contract \$ Amount	Original SBE \$ Commitment
	NV	Trinity Land Surveying, Inc.	Land Surveyor	SBE/WBE		
	TX	Layher, Inc.	Tower Bare Rental	Other		
	NV	Mojave Electric	On-Call Electrician	Other		
	NV	Border Construction Specialties	Safety Supplier	Other		
	NV	HD Supply Constuction Supply/WhiteCap	Safety Supplier	Other		
	MN	M.A. Mortenson Construction	Equipment Rental	Other		
	NV	Ahern	Equipment Rental	Other		
	NV	TS Safety Group	Safety Coordinator	Other		
	NV	JS&S Surveying, Inc.	Suveying	SBE/MBE		
<b>1.03</b>	NV	<b>Sunstate Companies, LLC</b>	PreCast	Other	\$ 25,129,767	\$ 3,769,465
	NV	Expansion Specialties	Caulking of PreCast	SBE/VBE		
	NV	GM Construction, LLC	Erection of PreCast - Prior	Other		
	NV	GM Construction, LLC	Erection of PreCast	SBE		
	NV	GM Construction, LLC	Erection of PreCast - Lower Bowl	SBE		
	NV	Westside Building Materials	Supplier	Other		
	NV	Lowe's	Supplier	Other		
	NV	Reliable Steel	Stud & Shield Welding	SBE		
	CA	United Rentals Northwest	Rental	Other		
	OH	Tru-Fit Products of Utah	Field Supplies	Other		
	NV	Fasteners	Field Supplies	Other		
	UT	DJB Gas Service	Fuel	Other		
	NV	Curtis Steel	Material	Other		
	CA	California Tool Welding	Weld Supplies	Other		
	NV	CES	Field Supplies	Other		
	NV	AXT Transportation	Fuel	Other		
	CA	Airgas West	Welding Gas	Other		
	NV	Ahern Rentals	Rental	Other		
	CT	CS Unitec, Inc.	Field Supplies	Other		
	NV	Home Depot	Field Supplies	Other		
	NV	Red-O-Arc Welding	Field Equipment	Other		
	NV	Southern Nevada Welding	Field Supplies	Other		
	NV	PR Diamond Products	Field Small Tools	Other		
	NV	Dielco Crane Service, Inc.	Crane Services & Hydraulic Lifts	Other		

Original SBE Commitment %	Current Contract \$ Amount	SBE %	Awarded SBE \$Participation	Other \$Participation	Actual SBE \$ Paid	Actual Other \$ Paid
			\$ 28,153		25,337	
				\$ 285,122		269,219.00
				\$ 57,719		54,968.00
				\$ 25,255		25,255.00
				\$ 29,376		29,376.00
				\$ 203,677		203,677.00
				\$ 26,533		26,533.00
				\$ 43,908		43,908.00
			\$ 17,000		17,000	
15%	\$ 34,646,499	34%				\$ 32,914,174
			\$ 246,914		\$ 234,568	
				\$ 2,245,641		\$ 2,245,641
			\$ 4,752,966		\$ 4,692,968	
			\$ 5,871,790		\$ 5,626,451	
				\$ 36		\$ 36
				\$ 1,500		\$ 1,485
			\$ 550,000		\$ 536,310	
				\$ 5,603		\$ 5,603
				\$ 36,886		\$ 36,886
				\$ 10,550		\$ 10,550
				\$ 637		\$ 637
				\$ 619		\$ 619
				\$ 9,671		\$ 9,671
				\$ 959		\$ 959
				\$ 1,533		\$ 1,533
				\$ 541		\$ 541
				\$ 20,530		\$ 20,530
				\$ 555		\$ 555
				\$ 698		\$ 698
				\$ 16,549		\$ 16,549
				\$ 241		\$ 241
				\$ 724		\$ 724
				\$ 1,825,000		\$ 1,824,523

This report reflects procurement activity through June 2020

CC	State	Subcontractor	Scope of Work	SBE/Other	Orig Contract \$ Amount	Original SBE \$ Commitment
	NV	Abatix	Supplier	Other		
	WA	Amazon	Supplier	Other		
	NV	Concrete Accessories	Supplier	SBE		
	NV	BC Rope & Rigging	Supplier	SBE		
	NV	Copper State Bolt & Nut Co.	Supplier	Other		
	NV	Core T Trucking	Supplier	Other		
	NV	Fasteners, Inc.	Supplier	Other		
	NV	Cutting Edge	Supplier	Other		
	NV	Harbor Freight Tools	Supplier	Other		
	NV	HD Supply Waterworks	Supplier	Other		
	NV	McFadden-Dale Hardware	Supplier	Other		
	MN	M.A. Mortenson Co.	Supplier	Other		
	NV	Kuker Ranken Vegas	Supplier	Other		
	NV	McIntosh Communications	Supplier	Other		
	NV	Mobile Mini	Supplier	Other		
	NV	Mobile Materials	Supplier	Other		
	NV	Senergy Petroleum	Supplier	Other		
	NV	Silver State Rope & Rigging	Supplier	Other		
	NV	Steel Edge	Supplier	SBE		
	NV	Precision Aggregate Products	Supplier	SBE		
	OK	Hilti, Inc.	Supplier	Other		
	NV	JS&S Surveying, Inc.	Suveying	SBE/MBE		
	NV	Home Depot	Supplier	Other		
	IL	U-Line	Supplier	Other		
	NV	Monsen Engineering	Supplying Engineering Equip	Other		
	IL	Reddaway, Inc.	Freight Charges	Other		
	NV	JLB Land Surveying, LLC	Supplier	Other		
	GA	Conac - Concrete Product Solutions	Supplier	Other		
	NV	Standard Steel, LTD	Welding	Other		
	NV	Commercial Hardware	Consumables	Other		



Original SBE Commitment %	Current Contract \$ Amount	SBE %	Awarded SBE \$Participation	Other \$Participation	Actual SBE \$ Paid	Actual Other \$ Paid
				\$ 72,000		\$ 70,737
				\$ 10,476		\$ 10,476
			\$ 50,000		\$ 28,453	
			\$ 2,542		\$ 2,542	
				\$ 350		\$ 350
				\$ 350		\$ 350
				\$ 35,064		\$ 35,064
				\$ 455		\$ 455
				\$ 594		\$ 594
				\$ 6,000		\$ 5,660
				\$ 213		\$ 213
				\$ 299,703		\$ 299,703
				\$ 182		\$ 182
				\$ 9,138		\$ 9,138
				\$ 10,159		\$ 10,159
				\$ 25,000		\$ 24,957
				\$ 41,741		\$ 41,741
				\$ 224,281		\$ 224,281
			\$ 150,000		\$ 105,032	
			\$ 11,661		\$ 11,661	
				\$ 196		\$ 196
			\$ 177,408		\$ 46,680	
				\$ 3,000		\$ 2,885
				\$ 4,001		\$ 4,001
				\$ 28,678		\$ 28,678
				\$ 435		\$ 435
				\$ 13,215		\$ 13,215
				\$ 2,387		\$ 2,387
				\$ 1,096,665		\$ 1,720,466
				\$ 36		\$ 36

This report reflects procurement activity through June 2020

CC	State	Subcontractor	Scope of Work	SBE/Other	Orig Contract \$ Amount	Original SBE \$ Commitment
	NV	Fasteners, Inc.	Consumables	Other		
	NV	Terrible Herbst	Water/Ice	Other		
	NV	Home Depot	Small Tools	Other		
	NV	McFadden Dale Hardware	Consumables	Other		
	NV	Praxair, Inc.	Consumables	Other		
	NV	Walmart	Ice/Water	Other		
	NV	Ahern Rentals	Equipment Rental	Other		
	NV	Harbor Freight	Consumables	Other		
	NV	Lowe's	Consumables	Other		
	NV	Hilti	Small Tools	Other		
	NV	Silver State Wire & Rope	Supplier	Other		
	UT	Page Industrial Supply	Supplier	Other		
	NV	United Rentals	Equipment Rental	Other		
	NV	Dirtworks Positioning LLC	Supplier	Other		
	NV	Border Construction	Supplier	Other		
	NV	American Eagle Ready Mix	Supplier	Other		
	NV	Ahern	Supplier	Other		
	FL	Jim & Slims Tool Supply	Supplier	Other		
	NV	Silver Star Ready Mix	Supplier	Other		
	NM	Heatly Engineering	Design/Engineering of PreCast	Other		
	NV	Western Pacific Precast, LLC	Precast Elements	Other		
	NV	Mountain West Excavation & Utilities	Core Drilling	SBE/WBE		
	NV	Standard Steel Ltd	Embed Repairs	Other		
<b>1.04/1.05</b>	MN	<b>Harris Companies</b>	Mechanical & Plumbing	Other	\$ 121,500,000	\$ 18,225,000
	NV	Maui One Excavating	Trenching, Excating & Hauling	SBE/MBE		
	NV	Lone Mountain Excavation	Site Prep	Other		
	NV	Trinity Land Survey	Box Culvert - Survey	SBE/WBE		
	IL	BevStream Corp.	Beverage Conduit System & CO2 Branch lines	Other		
	NV	C-Los Industries	Warehouse Lease to Erect Oval Mock-up	SBE/MBE		
	NV	C-Los Industries	Duct Fabrication	SBE/MBE		
	NV	Corporate Air Mechanical Services	Furnish 3 Pump Skids, 2 Head Exhcangers, 6 Domestic Heat Exchangers, 1 Triplex Booster Pump Package, 2 Rolairtrols...	SBE		

Original SBE Commitment %	Current Contract \$ Amount	SBE %	Awarded SBE \$Participation	Other \$Participation	Actual SBE \$ Paid	Actual Other \$ Paid
				\$ 5,078		\$ 5,078
				\$ 5,146		\$ 5,146
				\$ 3,419		\$ 3,419
				\$ 1,782		\$ 1,782
				\$ 42,235		\$ 42,235
				\$ 96		\$ 96
				\$ 3,218		\$ 3,218
				\$ 53		\$ 53
				\$ 208		\$ 208
				\$ 4,984		\$ 4,984
				\$ 474		\$ 474
				\$ 705		\$ 705
				\$ 12,000		\$ 11,864
				\$ 1,000		\$ 244
				\$ 10,000		\$ 436
				\$ 20,000		\$ 16,800
				\$ 100,000		\$ 69,030
				\$ 500		\$ 55
				\$ 20,000		\$ 19,798
				\$ 1,845,145		\$ 1,714,805
				\$ 18,591,763		\$ 18,493,042
			\$ 102,607		\$ 94,491	
				\$ 23,390		\$ 23,390
15%	\$ 139,418,106	22%				\$ 124,827,398
			\$ 3,220,482		\$ 2,921,522	
				\$ 2,098,170		\$ 1,617,235
			\$ 13,065		\$ 13,065	
				\$ 947,690		\$ 888,820
			\$ 5,412		\$ 5,412	
			\$ 134,753		\$ 134,753	
			\$ 954,100		\$ 924,199	

This report reflects procurement activity through June 2020

CC	State	Subcontractor	Scope of Work	SBE/Other	Orig Contract \$ Amount	Original SBE \$ Commitment
	NV	Corporate Air Mechanical Services	Furnish 6 Cell Stainless Cooling Tower w/Free Cooling and Single Flange Inlet	SBE		
	NV	Corporate Air Mechanical Services	7 Boilers	SBE		
	NV	Corporate Air Mechanical Services	Supplies - Fans & PCU's	SBE		
	NV	Corporate Air Mechanical Services	Furnish 35 Electric Water Heaters & 7 ASME 125# Storage Tanks	SBE		
	NV	Corporate Air Mechanical Services	Provide 26 Fire Smoke Dampers, 48 Fire Dampers & 6 Silencers	SBE		
	NV	Corporate Air Mechanical Services	Provide 1 Lot Fabric Duct (Ductsox) & Associated hangers	SBE		
	NV	Corporate Air Mechanical Services	Provide 1 Lot Metal-Fab UL Listed Grease Duct, 1 Lot Metal-Fab UL Listed General Exhaust Flue, & 1 Lot Metal Fab UL Listed boiler Exhaust Flue	SBE		
	NV	Mehcanical Equipment Reps	Provide Computer Air Conditioning Units	SBE/MBE		
	NV	Mechanical Equipment Reps	Provide Computer Room AC Units	SBE/MBE		
	NV	Mesa Mechanical	Beverage Conduite & CO2 Branch Lines	SBE/WBE		
	NV	LTSA, LLC	Furnish air Handling Units;VAV's & BCU's	SBE		
	NV	Ideal Supply Company	Provide all Galvanized Victaulic Fittings Supplies	SBE		
	NV	LTSA, LLC	Provide 26 Variable Frequency Drives with 3% Line Reactors & 20 Passive Harmonic Filters	SBE		
	MN	Trane U.S., Inc.	Furnish & Install BAS Mechanical Control System	Other		
	NV	Lawyer Mechanical Services	HVAC Controls Installation	SBE		
	NV	Precision Automation	Low Voltage Controls HVAC Controls Installation	SBE		
	NV	Advanced Controls & Electric	Low Voltage HVAC Controls Installation	SBE		
	NV	Energy Mechanical Insulation	Furnish & Install Plumbing Insulation	SBE/WBE		
	NV	Energy Mechanical Insulation	Furnish & Install Piping Insulation	SBE/WBE		
	NV	Energy Mechanical Insulation	Furnish & Install Mechanical Insulation	SBE/WBE		
	NV	Energy Mechanical Insulation	Furnish & Install All Fire-Stopping on all Plumbing, Piping & Mechanical Systems	SBE/WBE		
	NV	BrandSafway	Scaffolding erection & rental	Other		
	NV	Superior Duct Fabrication	Fabricate & Supply all round ductwork Fittings	Other		

Original SBE Commitment %	Current Contract \$ Amount	SBE %	Awarded SBE \$Participation	Other \$Participation	Actual SBE \$ Paid	Actual Other \$ Paid
			\$ 613,779		\$ 613,779	
			\$ 403,133		\$ 372,690	
			\$ 1,855,831		\$ 1,850,915	
			\$ 187,079		\$ 182,613	
			\$ 129,345		\$ 129,345	
			\$ 1,110,506		\$ 1,110,506	
			\$ 2,445,104		\$ 2,260,462	
			\$ 195,319		\$ 195,319	
			\$ 372,194		\$ 372,194	
			\$ 715,013		\$ 665,000	
			\$ 6,983,062		\$ 6,983,031	
			\$ 2,894,304		\$ 2,893,874	
			\$ 315,024		\$ 306,762	
				\$ 3,445,117		\$ 2,441,611
			\$ 943,789		\$ 732,215	
			\$ 900,551		\$ 648,000	
			\$ 600,000		\$ 546,421	
			\$ 810,759		\$ 603,218	
			\$ 1,520,222		\$ 1,344,422	
			\$ 1,060,972		\$ 907,751	
			\$ 813,791		\$ 714,829	
				\$ 38,563		\$ 38,563
				\$ 1,525,339		\$ 1,483,227



This report reflects procurement activity through June 2020

CC	State	Subcontractor	Scope of Work	SBE/Other	Orig Contract \$ Amount	Original SBE \$ Commitment
	NV	Spider	Swing Stages	Other		
	NV	Jcord, LLC	Saw Cutting and Core Drilling	SBE		
	NV	MMC, Inc.	Vacuum Truck for Cleaning Sump Basins & Interceptors	Other		
	NV	Tabitt	HVAC & Plumbing Testing, Adjusting & Balancing	WBE		
	NV	Commercial Scaffolding, Inc.	Provide Rental, Erection & Dismantle Scaffold	SBE		
	BC	Global Rope Access	Furnish, Install & Remove Rigging	Other		
	NV	Rigging International	Furnish, Install & Remove Rigging	SBE		
	AZ	Western Water Technologies	Water Treatment Systems	Other		
	NV	Union Erectors	Cooling Tower Steel Support	SBE		
	CA	Johnson Controls	Revise PCU Ansul Protection	Other		
	NV	Southwest Specialty Contractor	Insulate & Label 180' of drain lines with heat trace cabling	Other		
	NV	BrandSafeway Services LLC	Scaffolding Services	Other		
<b>1.06 &amp; 4.08</b>	NV	<b>Gephart/Morse</b>	Electrical & Low Voltage	Other	\$ 85,793,108	\$ 13,087,750
	NV	<b>Morse Electric</b>				
	NV	A-1 Concrete Cutting & Demolition	Concrete & Excavation	SBE/MBE		
	NV	MMC	Hydro Excavating	Other		
	NV	Pyrocom	Sprinkler Monitoring Dialer	SBE/WBE		
	NV	Hampton Tedder Electric	Electrical Testing	Other		
	NV	Lone Mountain Excavation	Excavation	Other		
	NV	Live Electric	Electrical	SBE/WBE		
	NV	Westland State	Parking	Other		
	NV	The Tiberti Fence Company	Drilling	SBE		
	NV	Main Electric	Electrical Supplier	Other		
	NV	Codale Energy	Electrical Supplier	Other		
	CA	Industrial Electric Mftg	Electrical Distribution	Other		
	NV	CESS	Generator/PDV's/Transfer Switches & Show Power, Broadcast Truck Power, Pedestals	SBE/MBE		
	NV	National Field Services	Electrical Acceptance Testing & Studies	Other		
	NV	General Design & Construction	Fabrication	SBE/MBE		
	NV	Valley Steel	Unload and set Electrical Gear	SBE/WBE		
	NV	Coherent Design	AV Design Assist, Testing & Commissioning	SBE		
	NV	Johnson Controls Fire Protection	Fire Alarm System	Other		

Original SBE Commitment %	Current Contract \$ Amount	SBE %	Awarded SBE \$Participation	Other \$Participation	Actual SBE \$ Paid	Actual Other \$ Paid
				\$ 71,058		\$ 66,733
			\$ 442,000		\$ 426,275	
				\$ 20,000		\$ 14,970
			\$ 647,190		\$ 405,645	
			\$ 91,397		\$ 86,827	
				\$ 100,000		\$ 85,315
			\$ 300,000		\$ 230,604	
				\$ 133,296		\$ 19,000
			\$ 42,726		\$ 40,589	
				\$ 6,812		
				\$ 5,881		
				\$ 1,762,000		\$ 1,640,396
15%	\$ 157,518,540	15%				\$ 135,524,811
			\$ 127,418		\$ 127,418	
				\$ 10,450		\$ 10,450
			\$ 250,574		\$ 250,574	
				\$ 1,250		\$ 1,250
				\$ 2,165,425		\$ 2,165,425
			\$ 71,700		\$ 71,700	
				\$ 1,166,325		\$ 1,166,325
			\$ 26,722		\$ 26,722	
				\$ 4,482,661		\$ 3,999,703
				\$ 2,347,130		\$ 1,328,336
				\$ 6,258,267		\$ 6,215,096
			\$ 2,605,874		\$ 2,533,377	
				\$ 283,413		\$ 283,413
			\$ 88,730		\$ 73,574	
			\$ 31,350		\$ 31,350	
			\$ 197,750		\$ 89,513	
				\$ 5,045,891		\$ 4,610,262

This report reflects procurement activity through June 2020

CC	State	Subcontractor	Scope of Work	SBE/Other	Orig Contract \$ Amount	Original SBE \$ Commitment
	PA	Tait Towers Manufacturing, LLC	Design Development for Speaker Array Rigging	Other		
	NV	Clinton Nevada, LLC	Supply Commscope Cable	SBE		
	NV	Well Equipment, Inc.	Supply Low Voltage Cabling Materials & Equipment	SBE		
	BC	Global Rope Access	Speaker Install, Infill speakers, Array speaker, cable pull	Other		
	NV	Simply Connected, Inc.	Harman Order	Other		
	NV	Jcord, LLC	Scanning/coredrilling	SBE		
	NV	MD Electric	Torch Interior Electrical Fit Out	SBE/WBE		
	NV	Century Electric	Electrical Work	SBE		
	PA	Global Mountain Solutions	Matsing Antenna Mock Installation	Other		
	MN	<b>Gephart Electric, Inc.</b>				
	MN	Border States Supply	Electrical Supplies	Other		
	NV	CESS	Cable Tray/Interior & Sports Lighting	SBE/MBE		
	NV	Fastener & Supply Co., Inc	Electrical Supplies	Other		
	IL	Global Equipment Company, Inc.	Electrical Supplies	Other		
	MN	Graybar Electric Supply	Electrical Supplies	Other		
	NV	Las Vegas Lighting	Feeder Cable & Branch Wire	SBE/MBE		
	NV	Live Electric	Generator Distribution Feeds - Quad A, B, C & D	SBE/WBE		
	MN	MA Mortenson	Equipment Rental	Other		
	CO	National Lightning Protection	Lightning Protection System	Other		
	NV	Nedco Supply	Electrical Supplies	Other		
	MN	Povolny Specialties	Electrical Supplies	Other		
	NV	Rosendin	Install MV Cables, Install & Terminate 600V Cables	Other		
	MN	Total Tool Supply, Inc.	Electrical Material	Other		
	MN	Viking Electric Supply	Electrical Supplies	Other		
	NV	Brandsafeway Services	Level 350 Electrical Installation	Other		
	AZ	Communications Integrators	Electrical Supplies	Other		
	MN	Gopher Stage Lighting	Electrical Supplies	Other		
	NV	Jcord, LLC	Pole Bases	SBE		
	NV	Merli Concrete Pumping	Concrete Pumping	SBE		
	NV	R.E.B Construction	Drill Foundations	Other		
	NV	DIG 3, LLC	Excavation	Other		

Original SBE Commitment %	Current Contract \$ Amount	SBE %	Awarded SBE \$Participation	Other \$Participation	Actual SBE \$ Paid	Actual Other \$ Paid
				\$ 24,196		\$ 24,196
			\$ 2,245,193		\$ 2,194,371	
			\$ 1,697,208		\$ 1,673,292	
				\$ 1,865,234		\$ 1,865,186
				\$ 3,556,208		\$ 3,556,208
			\$ 199,805		\$ 178,990	
			\$ 1,344,011		\$ 1,259,182	
			\$ 525,465		\$ 525,465	
				\$ 431,660		
				\$ 136,524		\$ 106,921
			\$ 9,550,111		\$ 8,132,696	
				\$ 121,319		\$ 121,319
				\$ 16,861		\$ 16,861
				\$ 171,771		\$ 144,680
			\$ 1,741,424		\$ 1,459,221	
			\$ 2,372,436		\$ 1,861,654	
				\$ 802,610		\$ 802,603
				\$ 127,040		\$ 120,688
				\$ 107,584		\$ 102,758
				\$ 43,412		\$ 38,244
				\$ 1,809,446		\$ 1,536,446
				\$ 30,676		\$ 28,796
				\$ 13,627		\$ 12,498
				\$ 56,107		\$ 56,107
				\$ 199,118		\$ 199,118
				\$ 1,620,383		\$ 1,322,303
			\$ 787,203		\$ 521,210	
			\$ 5,000		\$ 1,619	
				\$ 50,000		\$ 35,290
				\$ 300,000		\$ 272,719

This report reflects procurement activity through June 2020

CC	State	Subcontractor	Scope of Work	SBE/Other	Orig Contract \$ Amount	Original SBE \$ Commitment
	NV	MMC, Inc.	Hydro Excavation	Other		
	NV	Nevada Ready Mix	Materials - Concrete	Other		
	NV	Werdco	Hauling Materials	Other		
	NV	Silver Star Ready Mix	Materials - Concrete	Other		
	NV	Concrete Accessories	Materials - Rebar & Sonotube	Other		
	NV	Ahern Rentals	Equipment Rental	Other		
	CA	Reliable Crane Services, LLC	Crane Lift Rental	Other		
	MS	Sequel Electric Supply	Electrical Supplies	Other		
	NV	Union Erectors	Equipment Rental	SBE		
	WI	Cornell	Electrical Supplies	Other		
	NV	Trinity Land Survey	Land Surveying	SBE/WBE		
	MN	Danny's Construction Co.	Install Lighting Proctcion Poles	WBE		
<b>1.07</b>	NV	<b>Desert Fire Protection, LP</b>	Fire Protection	Other	\$ 14,200,000	\$ 2,130,000
	NV	TAB Contractors	Underground Fire Line	Other		
	NV	Jcord, LLC	GPR & Core Drill	SBE		
	NV	JS&S Inc.	Fire Sprinkler Layout with Trimble	SBE/MBE		
	NV	Lucky Transportation	Transportation	SBE		
	NV	Energy Mechanical Insulation	Fire Caulking & Insulation of Pipe	SBE		
	NV	Monsen Engineering Services	Plotter & Printing Supplies	SBE		
	NV	Silver State Marketing Group	Supply bulk Fire Sprinkler Material & Pipe & Fittings	SBE		
	NV	Lone Mountain Excavation	South FDC Underground	Other		
	NV	Carefree Catering	Site Water Delivery	SBE		
	NV	Ice Now NV, LLC	Ice & Water	SBE		
	NV	World Wide Safety	Safety	SBE/WMBE		
<b>1.08/1.09</b>	NV	<b>Enclos Corp.</b>	Exterior Curtainwall/Ribbon Rainscreen	Other	\$ 97,194,122	\$ 14,620,335
	NV	Innova Technologies	Structural Engineering/Material Mock-up	SBE/MBE		
	NV	Union Erectors	Steel Structure & Install Material Mock-up	SBE		
	NV	Affordable Federal Services	Misc. Construction Services	SBE		
	NV	Walters & Wolf	Storefront	Other		

Original SBE Commitment %	Current Contract \$ Amount	SBE %	Awarded SBE \$Participation	Other \$Participation	Actual SBE \$ Paid	Actual Other \$ Paid
				\$ 50,000		\$ 9,050
				\$ 50,000		\$ 20,076
				\$ 75,000		\$ 53,394
				\$ 50,000		\$ 13,917
				\$ 50,000		\$ 35,237
				\$ 100,000		\$ 77,150
				\$ 58,900		\$ 53,553
				\$ 15,799		\$ 15,799
			\$ 24,104		\$ 24,104	
				\$ 48,837		\$ 48,837
			\$ 52,680		\$ 31,959	
				\$ 14,173		\$ 14,173
15%	\$ 15,402,011	9%				\$ 13,437,275
				\$ 115,655		\$ 100,475
			\$ 156,925		\$ 156,925	
			\$ 6,312		\$ 6,312	
			\$ 150,000		\$ 139,111	
			\$ 101,706		\$ 101,706	
			\$ 3,581		\$ 3,581	
			\$ 946,377		\$ 946,377	
				\$ 144,931		\$ 144,931
			\$ 2,000		\$ 1,890	
			\$ 10,000		\$ 9,162	
			\$ 25,000		\$ 24,050	
15%	\$ 102,245,432	19%				\$ 95,464,030
			\$ 14,618		\$ 14,618	
			\$ 20,717		\$ 20,717	
			\$ 10,933,801		\$ 10,891,725	
				\$ 2,197,248		\$ 2,075,533



This report reflects procurement activity through June 2020

CC	State	Subcontractor	Scope of Work	SBE/Other	Orig Contract \$ Amount	Original SBE \$ Commitment
	NC	Assa Abloy Entrance Systems	Door Auto Operators Supply & Install	Other		
	TX	Baker Metal Products	Metal Panels, Louvers, ISA Buttons	Other		
	NJ	Construction Specialties	Mechanical Louvers	Other		
	NV	Federal Heath Sign Co.	Lighting Mock-up	Other		
	IN	Owens Corning	Insulation	Other		
	MN	PowerMation	Operable Door Controls	Other		
	NV	Hershberger Bros Welding	Curtainwall Anchor & Steel Clips	SBE		
	NV	FASCO	Fasteners	SBE		
	TX	Baker Metal	CW Metal Panels	Other		
	NV	Expansion Specialties	Exterior Expansion Joint System	SBE/VBE		
	NV	Gephart/Morse Electrical	Operable Door	Other		
	NV	Union Erectors	Operable Door	SBE		
	CA	Railworks Track Service	Welding on back for Operable Doors	Other		
	NV	Team Construction	Grouting - operable door	Other		
	NV	Reliable Crane Services, LLC	Crane Services	SBE		
	CA	Intertek-ATI	Field Testing	Other		
	NV	Vergith Contracting	Painting	Other		
	NV	Ahern Equipment	Equipment Supplier	Other		
	NV	PPG Paints	Paint Supplier	Other		
<b>1.10</b>	NV	<b>KONE</b>	Elevator & Lifts	Other	\$ 17,942,010	\$ 1,435,361
	NV	Hightower Trucking, Inc.	Warehouse/Logistics Support	SBE/MBE		
	NV	Storage on Wheels, Inc.	Jobsite Trailer	Other		
	NV	CESS	Misc. Electrical Supplies	SBE/MBE		
	TX	Platinum Specialty Services	Scaffolding	Other		
	NV	Codale Electric Supply	Electrical Supplies	Other		
	TX	Hutcherson Elevator Co.	Freight Elevator - D5 & D6 Install hatch doors, 2 car gate	Other		
	NV	Union Erectors	Furnish Material	SBE		
	NV	Energy Mechanical Insulation	Firestopping	SBE/WBE		
	NV	Jcord, LLC	Drill holes to hang rigging to hoist escalator	SBE		

Original SBE Commitment %	Current Contract \$ Amount	SBE %	Awarded SBE \$Participation	Other \$Participation	Actual SBE \$ Paid	Actual Other \$ Paid
				\$ 47,250		\$ 41,163
				\$ 5,786,474		\$ 5,786,174
				\$ 493,949		\$ 493,949
				\$ 23,880		\$ 23,880
				\$ 797,741		\$ 797,741
				\$ 82,250		\$ 82,970
			\$ 1,553,054		\$ 1,553,054	
			\$ 675,000		\$ 667,090	
				\$ 7,455,800		\$ 7,373,025
			\$ 736,034		\$ 636,010	
				\$ 145,313		\$ 138,157
			\$ 4,502,176		\$ 4,318,628	
				\$ 50,400		\$ 50,400
				\$ 103,777		\$ 103,777
			\$ 1,440,000		\$ 1,318,446	
				\$ 53,150		\$ 53,150
				\$ 50,000		
				\$ 150,000		\$ 72,535
				\$ 10,000		\$ 3,016
8%	\$ 19,585,859	7%				\$ 17,272,539
			\$ 955,000		\$ 934,326	
				\$ 15,000		\$ 4,249
			\$ 145,000		\$ 138,170	
				\$ 85,000		\$ 79,994
				\$ 15,000		\$ 12,072
				\$ 140,000		\$ 133,000
			\$ 80,000		\$ 78,294	
			\$ 75,000		\$ 26,486	
			\$ 16,500		\$ 14,335	

This report reflects procurement activity through June 2020

CC	State	Subcontractor	Scope of Work	SBE/Other	Orig Contract \$ Amount	Original SBE \$ Commitment
	NV	Dielco Crane Service, Inc.	Craning of the Escalators	Other		
	NV	Ameripro Service Systems, Inc.	On-Site Fuel & Lube	Other		
	MN	MA Mortenson Company	Equipment Rentals	Other		
	NV	Fasco	Vendor/Bin Stak	SBE		
	OK	Travertine	17 - Elevator Cab Interiors	WBE		
	WA	Hankin Specialty Elevators	ADA Lifts	Other		
	NJ	Semperit Industrial Products	Consulting Services	Other		
<b>2.01a</b>	NV	<b>Trinity Land Survey</b>	Box Culvert - Survey	SBE/WBE	\$ 38,770	\$ 38,770
<b>2.01f</b>	NV	<b>Marnell Masonry</b>	Box Culvert - Masonry	SBE	\$ 33,198	\$ 33,198
<b>2.01h</b>	NV	<b>Sahara Concrete</b>	Box Culvert - Site Concrete, Paving & Hardscapes	SBE	\$ 3,678,883	\$ 3,678,883
	NV	CMC Rebar	Box Culvert - Reinforcing (Supply & Install)	Other		
	NV	Dielco Crane Service, Inc.	Box Culvert - Crane Work	Other		
	NV	Merli Concrete Pumping	Box Culvert - Concrete Pump	SBE		
	NV	A-1 Concrete Cutting & Demolition	Demolition	SBE/MBE		
<b>2.01k</b>	NV	<b>The Tiberti Fence Company</b>	Box Culvert - Fence	SBE	\$ 256,862	\$ 256,862
	NV	Flippen's Trenching	143 Holes	SBE		
<b>2.02/2.03</b>	NV	<b>Tab Contractors</b>	Box Culvert /Earthwork/Site Utilities	Other	\$ 15,258,168	\$ 10,707,010
	NV	Brightview Landscape	Box Culvert - Landscape & Irrigation	Other		
	NV	Sanders Construction	Drilling & Blasting	SBE		
	NV	JS & S Surveying	Land Survey & Construction Staking	SBE/MBE		
	NV	A-1 Concrete Cutting & Demolition	Core Drilling/Concrete Cutting/Demolition	SBE/MBE		
	NV	M Con, Inc.	Utility Work Installation	SBE/MBE		
	NV	MMC, Inc.	Hydro Excavating/Vactor	Other		
	NV	Nevada Ready Mix	Concrete	Other		

Original SBE Commitment %	Current Contract \$ Amount	SBE %	Awarded SBE \$Participation	Other \$Participation	Actual SBE \$ Paid	Actual Other \$ Paid
				\$ 6,500		\$ 4,250
				\$ 20,000		\$ 11,250
				\$ 260,000		\$ 86,418
			\$ 8,000		\$ 5,560	
				\$ 554,504		\$ 521,412
				\$ 175,000		\$ 173,998
				\$ 15,000		
100%	\$ 71,251	100%	\$ 71,251		\$ 71,251	
100%	\$ 33,198	100%	\$ 33,198		\$ 33,198	
100%	\$ 4,180,022	100%	\$ 3,919,506		\$ 4,180,022	
				\$ 794,604		\$ 794,604
				\$ 107,725		\$ 107,725
			\$ 78,642		\$ 78,642	
			\$ 181,874		\$ 181,874	
100%	\$ 346,413	100%	\$ 337,690		\$ 307,769	
			\$ 8,723		\$ 8,723	
70%	\$ 29,415,290	42%				\$ 27,582,022
				\$ 21,550		\$ 21,550
			\$ 2,309,326		\$ 2,193,860	
			\$ 299,193		\$ 284,233	
			\$ 74,888		\$ 74,888	
			\$ 435,993		\$ 414,193	
				\$ 18,550		\$ 18,550
				\$ 2,679		\$ 2,679

This report reflects procurement activity through June 2020

CC	State	Subcontractor	Scope of Work	SBE/Other	Orig Contract \$ Amount	Original SBE \$ Commitment
	NV	Nelson Hiniker Striping	Traffic Control	SBE		
	NV	Sticha Inc.	Trucking Materials	Other		
	NV	National Trench Safety	Steel Plates & Shoring	Other		
	MO	Core & Main	Water Materials	Other		
	NV	Wells Cargo, Inc.	Asphalt Paving	Other		
	NV	Merli Concrete Pumping	Pump Concrete	SBE		
	NV	MMC, Inc.	Hydro Excavating/Pot Holing	Other		
	NV	TAB Contractors	Excavating	Other		
	CA	Viking Drillers, Inc.	Abandonment (4) Monitoring Wells	Other		
	NV	Acme Electric	Remove/Replace Street Lights	Other		
	NV	Boulder Sand & Gravel	Gravel base for concrete & asphalt disposal	SBE		
	NV	Elkhorn Environmental	Trucking/Street Sweeping	SBE		
	NV	Donovan Brothers Trucking	Trucking/Haul-Off	SBE		
	NV	Merli Concrete Pumping	Box Culvert - Concrete Pump	SBE		
	NV	Olson PreCast Company	Install Storm Drain & Sewer MH & Drop Inlets	SBE		
	NV	Armorock, LLC	Manhole Materials	Other		
	NV	Nevada Tap Master	Wet Tap	SBE		
	NV	Nevada Water Trucks	Water Truck	SBE		
	NV	Enco Southwest, Inc.	Pump Controls	SBE		
	NV	M Con, Inc.	Main Water Line	SBE/MBE		
	NV	Ahern Rentals	Equipment Rental	Other		
	NV	MMc Inc.	Vactor/Pothole Services	Other		
	CA	Cashman Equipment Co.	Equipment Rental	Other		
	TX	Aggregate Industries	Type II Supplier	Other		
	MO	Core & Main	Material Supplier	Other		

Original SBE Commitment %	Current Contract \$ Amount	SBE %	Awarded SBE \$Participation	Other \$Participation	Actual SBE \$ Paid	Actual Other \$ Paid
			\$ 3,240		\$ 3,240	
				\$ 1,080		\$ 1,080
				\$ 285,000		\$ 259,350
				\$ 29,790		\$ 27,992
				\$ 77,527		\$ 68,555
			\$ 639		\$ 639	
				\$ 866,257		\$ 900,924
				\$ 291		\$ 291
				\$ 8,800		\$ 8,800
				\$ 362,556		\$ 362,777
			\$ 357,361		\$ 329,685	
			\$ 2,384,021		\$ 2,384,021	
			\$ 2,848,362		\$ 2,848,362	
			\$ 3,661		\$ 2,979	
			\$ 435,390		\$ 409,938	
				\$ 331,820		\$ 330,767
			\$ 48,765		\$ 48,765	
			\$ 265,877		\$ 265,877	
			\$ 208,780		\$ 208,780	
			\$ 2,457,172		\$ 2,334,313	
				\$ 12,000		\$ 11,744
				\$ 15,000		\$ 13,825
				\$ 4,478		\$ 4,478
				\$ 50,000		\$ 45,089
				\$ 675,000		\$ 538,215

This report reflects procurement activity through June 2020

CC	State	Subcontractor	Scope of Work	SBE/Other	Orig Contract \$ Amount	Original SBE \$ Commitment
	NV	National Trench Safety	Shoring/Trench Plates	Other		
	NV	Nevada Ready Mix	Concrete Supplier	Other		
	NV	Rinker Materials	RPC Onsite/Offsite	Other		
	NV	HD Barricade, Inc.	Traffic Control	Other		
	NV	Sticha Inc.	Trucking	Other		
	NV	Las Vegas Paving	Cold Mix	Other		
	CA	HD White Cap	Safety Supplies	Other		
	NV	Olson Precast Company	8" Meter Vaults	SBE		
	NV	Nevada Tap Master	Hot Tap on Domestic Water Line	Other		
	NV	Las Vegas Paving	Flaggers	Other		
	NV	Wells Cargo, Inc.	Asphalt Patching	Other		
	NV	Nelson Hiniker Striping	Striping/Traffic Control	SBE		
	NV	Sahara Concrete	Concrete Repair	SBE		
<b>2.05</b>	CA	<b>Malcolm Drilling</b>	Deep Foundations	Other	\$ 8,630,311	\$ 1,588,177
	NV	CMC Steel	Reinforcing Steel	Other		
	NV	Steel Edge, Inc.	Piles	SBE		
	NV	Precision aggregate Products	Supply Grout for Deep Foundations	SBE		
	NV	Trinity Land Survey	Box Culvert - Survey	SBE/WBE		
	NV	Dielco Crane Service, Inc.	Crane Lift Services	Other		
	NV	TAB Contractors	Load Haul-off & Dispose ACIP Spoils	Other		
	NV	Fugro USA Land	Osterberg Cell load testing equipment & services	Other		
	NV	Clark Welding & Fabricating	Welding	Other		
	NV	White Cap	General Building Materials	Other		
	NV	United Rentals	Rental Equipment	Other		



Original SBE Commitment %	Current Contract \$ Amount	SBE %	Awarded SBE \$Participation	Other \$Participation	Actual SBE \$ Paid	Actual Other \$ Paid
				\$ 25,000		\$ 19,019
				\$ 21,932		\$ 21,932
				\$ 200,000		\$ 186,463
				\$ 2,500		\$ 2,400
				\$ 1,394		\$ 1,338
				\$ 2,500		\$ 500
				\$ 5,500		\$ 5,894
			\$ 62,997		\$ 55,686	
				\$ 1,500		
				\$ 702,265		\$ 701,845
				\$ 160,565		\$ 160,565
			\$ 134,939		\$ 128,256	
			\$ 2,836		\$ 2,836	
18%	\$ 10,729,892	26%				\$ 10,729,892
				\$ 2,096,926		\$ 2,096,926
			\$ 457,446		\$ 457,446	
			\$ 2,133,225		\$ 2,133,225	
			\$ 187,619		\$ 187,619	\$ -
				\$ 20,353		\$ 20,353
				\$ 210,700		\$ 210,700
				\$ 205,817		\$ 205,817
				\$ 51,702		\$ 51,702
				\$ 44,503		\$ 44,503
				\$ 20,791		\$ 20,791

This report reflects procurement activity through June 2020

CC	State	Subcontractor	Scope of Work	SBE/Other	Orig Contract \$ Amount	Original SBE \$ Commitment
	NV	MMC	Potholing/Vac Truck Work	Other		
<b>2.99/3.99</b>	NV	<b>Mortenson/McCarthy</b>	Structural Concrete	Other	\$ 128,419,469	\$ 19,262,920
<b>3.99a</b>	WI	Gateway Forming Systems	Horizontal Formwork	Other		
	NV	Region 9 Safety	Safety Director	SBE/MBE		
	NV	Pacific Construction Services	Shoring Rental/Lumber	SBE		
<b>3.99b</b>	NV	CMC Rebar	Reinforcing	Other		
	NV	Steel Edge, Inc.	Reinforcing Steel	SBE		
	NV	Precision Aggregate Products	Concrete	SBE		
	NV	Merli Concrete	Concrete Pumping	SBE		
	NV	Penhall Co.	Demolition	Other		
	NV	Copper State Bolt & Nut Co.	Materials	Other		
	NV	Jcord, LLC	Demolition	SBE		
	NV	Ahern Rentals	Equipment Rental	Other		
	AZ	Sunstate Equipment	Equipment Rental	Other		
	CA	HD Supply	Supplies & Materials	Other		
	NJ	Hilti	Small Tools , Materials & Equipment	Other		
	TX	H & E Equipment	Equipment Rental	Other		
	GA	Herc Rentals	Equipment Rental	Other		
	NV	Lynco Associates	Epoxy & Rebar Enbeds	Other		
	NV	CDPI	Concrete Polishing	Other		
	IL	CDW Direct, LLC	Technology Equipment	Other		
	NV	Atlas Construction Supply	Column Formwork - Supplies	Other		
	NV	BC Wire Rope & Rigging	Rigging Supplies	SBE		
	NV	Construction Testing Services	Professional Services	Other		
	NV	Concrete Accessories	Grout/Concrete - Supplier	SBE		

Original SBE Commitment %	Current Contract \$ Amount	SBE %	Awarded SBE \$Participation	Other \$Participation	Actual SBE \$ Paid	Actual Other \$ Paid
				\$ 1,125		\$ 1,125
15%	\$ 142,926,934	18%				\$ 132,123,148
				\$ 15,128,319		\$ 15,128,319
			\$ 168,341		\$ 168,341	
			\$ 1,129,936		\$ 1,129,936	
				\$ 21,352,243		\$ 20,269,071
			\$ 4,157,147		\$ 4,157,147	
			\$ 15,535,009		\$ 15,318,896	
			\$ 722,421		\$ 719,911	
				\$ 80,648		\$ 80,648
				\$ 10,000		\$ 6,177
			\$ 1,977,578		\$ 1,840,288	
				\$ 40,000		\$ 30,776
				\$ 5,000		\$ 3,694
				\$ 40,000		\$ 22,913
				\$ 75,000		\$ 72,045
				\$ 20,000		\$ 8,215
				\$ 30,000		\$ 15,116
				\$ 50,000		\$ 46,420
				\$ 900,000		\$ 532,880
				\$ 10,933		\$ 10,933
				\$ 375,000		\$ 365,415
			\$ 355,317		\$ 355,317	
				\$ 100,000		\$ 88,076
			\$ 255,028		\$ 255,028	

This report reflects procurement activity through June 2020

CC	State	Subcontractor	Scope of Work	SBE/Other	Orig Contract \$ Amount	Original SBE \$ Commitment
	MN	Curtis 1000 Inc.	Materials	Other		
	MN	ESCH Construction Supply	Materials	Other		
	NV	FASCO	Materials	SBE		
	NV	Fastenal Company	Materials	Other		
	NV	Fasteners Inc.	Thread Supplier	Other		
	NV	Glove Connection	Safety Equipment & Small Tools	SBE		
	IL	Grainger	Construction Supplies	Other		
	NJ	Hilti Incorporated	Small Tools & Epoxy	Other		
	WA	KR	Materials	Other		
	CO	Smalley & Company	Water Stop Supplies	Other		
	NV	HD Supply White Cap Construction Supply	Materials	Other		
	NV	New Life Office LLC	Workstation Materials	Other		
	PA	Norcen Industries	Materials	Other		
	NV	NOVA Geotechnical & Inspection	Professional Services	Other		
	MO	Office Essentials	Office Supplies	Other		
	NV	Staples	Office Supplies	Other		
	NV	William Vollmer	Materials	Other		
	CO	RMD KWIKform North America	Materials	Other		
	NV	M.J. Dean Construction	Concrete Forming	Other		
	AZ	UFP Chandler, LLC	Materials	Other		
	IL	Uline, Inc.	Materials	Other		
	NV	Reliable Crane Services, LLC	Crane Rental	SBE		
	NV	Eberhard SW Roofing	Water Stop Supplies	SBE		
	NV	IQC Southwest, LLC	Quality Control - Inspections	Other		
	NV	Artkore LLC	Materials	SBE		

Original SBE Commitment %	Current Contract \$ Amount	SBE %	Awarded SBE \$Participation	Other \$Participation	Actual SBE \$ Paid	Actual Other \$ Paid
				\$ 3,450		\$ 1,205
				\$ 5,000		\$ 2,573
			\$ 55,765		\$ 55,765	
				\$ 348		\$ 348
				\$ 178,397		\$ 178,397
			\$ 300,000		\$ 252,140	
				\$ 10,000		\$ 6,024
				\$ 500,000		\$ 452,401
				\$ 8,248		\$ 8,248
				\$ 1,505		\$ 1,505
				\$ 1,500,000		\$ 1,486,673
				\$ 42,000		\$ 2,944
				\$ 20,000		\$ 1,826
				\$ 20,000		\$ 3,779
				\$ 2,000		\$ 380
				\$ 5,000		\$ 3,012
				\$ 2,756		\$ 2,756
				\$ 1,645,321		\$ 1,645,321
				\$ 1,143,842		\$ 1,143,842
				\$ 8,499		\$ 8,499
				\$ 3,269		\$ 3,269
			\$ 6,521		\$ 6,521	
			\$ 188,486		\$ 188,486	
				\$ 394,193		\$ 394,193
			\$ 602		\$ 602	

This report reflects procurement activity through June 2020

CC	State	Subcontractor	Scope of Work	SBE/Other	Orig Contract \$ Amount	Original SBE \$ Commitment
	NV	Commercial Scaffolding of Nevada	Stair Tower & Scaffolding	SBE		
	NV	Union Erectors	Steel Corrections	SBE		
	SD	Dakota Riggers & Tool Supply	Materials	Other		
	NV	Fiber Tech Lifting Products	Materials	Other		
	NV	Hershberger Bros Welding	Materials	SBE		
	NV	June Rose, LLC	Materials	SBE		
	MN	Mars Supply	Materials	Other		
	NV	RGR Training Center	Safety Training	Other		
	NV	Border Construction Specialties	Materials	Other		
	GA	Global Equipment Co.	Materials	Other		
	NV	Go2 Partners	Materials	Other		
	MD	Canam Steel Corporation	Materials	Other		
	NV	Mobile Materials, LLC	Materials	Other		
	WA	Safeworks Holding, Inc.	Materials	Other		
	NV	BrandSafway Services, LLC	Scaffolding	Other		
	MN	Acme Tools	Small Tools	Other		
	WA	Amazon Business	Misc. Supplies	Other		
	NV	Ice Now	Ice & Water	SBE		
	IL	Deslauries, Inc.	Equipment Rental	Other		
	MN	Tforce Final Mile LLC	Materials	Other		
	NV	GM Construction	Professional Services	SBE		
	NV	ORR Safety Corp.	Safety Supplies	Other		
	PA	Traffic Safety Store	Materials	Other		
	NV	Silver Star Ready Mix	Site Concrete	Other		
	NV	84 Lumber Company	Materials	Other		

Original SBE Commitment %	Current Contract \$ Amount	SBE %	Awarded SBE \$Participation	Other \$Participation	Actual SBE \$ Paid	Actual Other \$ Paid
			\$ 219,442		\$ 219,442	
			\$ 759,526		\$ 759,526	
				\$ 122		\$ 122
				\$ 217		\$ 217
			\$ 4,528		\$ 4,528	
			\$ 9,434		\$ 9,434	
				\$ 1,434		\$ 1,434
				\$ 5,000		\$ 3,360
				\$ 27,813		\$ 27,813
				\$ 1,044		\$ 1,044
				\$ 1,312		\$ 1,312
				\$ 10,000		\$ 2,336
				\$ 20,000		\$ 9,540
				\$ 200,000		\$ 172,026
				\$ 387,159		\$ 385,791
				\$ 5,000		\$ 222
				\$ 5,000		\$ 2,614
			\$ 15,000		\$ 12,830	
				\$ 20,000		\$ 5,311
				\$ 5,000		\$ 886
			\$ 18,103		\$ 18,103	
				\$ 30,000		\$ 25,109
				\$ 5,000		\$ 1,109
				\$ 1,264,617		\$ 582,688
				\$ 15,000		\$ 4,854



This report reflects procurement activity through June 2020

CC	State	Subcontractor	Scope of Work	SBE/Other	Orig Contract \$ Amount	Original SBE \$ Commitment
	MN	Beton Consulting Engineers LLC	Consulting Services	Other		
	NV	A Track-Out Solutions	Delamination Repair	SBE/WBE		
3.01	WA	<b>Corona Stud &amp; Deck, LLC</b>	Scoreboard	Other	\$ 2,671,201	\$ 400,680
	NV	Crown Fabricators	Supply & Fabricate Misc. Steel & Handrail	SBE		
	CA	EW Corporation Industrial Fabricators	Steel Fabrication	Other		
3.02	TX	<b>Camatic Seating, Inc.</b>	Fixed Seating - Install	Other	\$ 79,353	
3.02	TX	<b>Camatic Seating, Inc.</b>	Fixed Seating - Supply	Other	\$ 6,288,018	\$ 943,203
	FL	Seating Installation Group	Seating Installation	WBE		
3.03	CA	<b>Seda Seating Ltd.</b>	Retractable Seating	Other	\$ 6,448,586	\$ 967,288
	NV	Union Erectors	Installation Labor on Retractable Seating Units	SBE		
	NV	Live Electric	Electrical Work	SBE/WBE		
3.04/3.10	NV	<b>Eberhard Southwest Roofing</b>	Roofing & Waterproofing	SBE	\$ 4,259,219	\$ 4,259,219
	CO	Smalley & Company	Waterproofing Materials	Other		
	NV	Construction Sealants Supply	Waterproofing Materials	SBE		
	TX	StarFoam Manufacturing	Waterproofing Materials	Other		
	CA	Sika Sarnafil	Roofing Materials	Other		
	NV	Dielco Crane Service, Inc.	Crane Service	Other		
	IL	American Hydrotech	Waterproofing Materials	Other		
	NV	H&E Equipment Services	Rental Equipment	Other		
	NV	Reliable Crane Services, LLC	Crane Operation	SBE		
3.05	NV	<b>Union Erectors</b>	Misc. Metals - Stairs	SBE	\$ 974,144	\$ 974,144

Original SBE Commitment %	Current Contract \$ Amount	SBE %	Awarded SBE \$Participation	Other \$Participation	Actual SBE \$ Paid	Actual Other \$ Paid
				\$ 113,630		\$ 113,630
			\$ 200,000			
15%	\$ 3,908,292	4%				\$ 3,370,427
			\$ 160,327		\$ 160,327	
				\$ 683,830		\$ 683,830
	\$ 2,017,944			\$ 2,017,944		\$ 1,476,938
15%	\$ 6,349,922			\$ 6,349,922		\$ 5,662,600
				\$ 1,372,383		\$ 762,435
15%	\$ 6,815,659	5%				\$ 6,321,367
			\$ 328,495		\$ 129,664	
			\$ 27,200		\$ 15,545	
100%	\$ 6,273,630	100%	\$ 5,788,630		\$ 5,688,515	
				\$ 60,000		\$ 57,129
			\$ 482,000		\$ 479,857	
				\$ 70,000		\$ 64,527
				\$ 2,300,000		\$ 2,301,032
				\$ 220,000		\$ 214,053
				\$ 450,000		\$ 447,959
				\$ 20,000		\$ 2,416
			\$ 3,000			
100%	\$ 9,055,350	100%	\$ 9,045,737		\$ 8,373,690	

This report reflects procurement activity through June 2020

CC	State	Subcontractor	Scope of Work	SBE/Other	Orig Contract \$ Amount	Original SBE \$ Commitment
	IN	American Stairs Corp.	Stair Material Supplier	Other		
	NV	Commercial Scaffolding	Provide Scaffold	SBE		
	NV	Jcord, LLC	Drill Holes	SBE		
	NV	Cashman Equipment	Boring Holes	WBE		
	NV	A-1 Concrete Cutting & Demolition	Core Drilling	SBE/MBE		
<b>3.06</b>	KS	<b>Dimensional Innovations</b>	Signature Tower	Other	\$ 580,823	\$ 87,123
	NV	Valley Steel, LLC	Fabrication & Installation for Al Davis Signature Tower	SBE/WBE		
	NV	MD Electric	Torch Interior Electrical Fit Out	SBE/WBE		
	NV	P1 Group	Torch Plumbing	Other		
	NV	Gephart/Morse	Torch Interior Electrical Fit Out Supervision	Other		
	NV	GM Construction	Grout for Torch Base	SBE		
	NV	Casas Electric	Electrical Engineering of Signature Tower	SBE		
<b>3.08a</b>	TN	<b>Industrial Door Contractors (IDC)</b>	Operable Field Mechanization	Other	\$ 17,160,597	\$ 2,600,000
	MN	Danny's Construction Co., LLC	Installation of Field Tray	WBE		
	NV	Dielco Crane Service, Inc.	Crane Work	Other		
	NV	Trinity Land Survey	Surveying	SBE/WBE		
	PA	Gantrex Inc.	Thermite Welding	Other		
	NV	Mori Consulting	Supplier	SBE/MBE		
	NV	Gephart/Morse	Mechanized Field Tray Wiring	Other		
	NV	FSI/Flooring Solutions of NV, Inc.	Mondo for mock-up plus field tray	SBE		
	MN	Harris	Drainage System for the Field Tray	Other		
	NV	Southwest Specialty Coatings	Surface preparation and coating of field tray	SBE		
<b>3.08b</b>	NV	<b>McKeon Door of Nevada, Inc.</b>	Operable Field Door Mechanization	Other	\$ 475,967	\$ 126,735
	NV	Mojave Electric	Electrical	Other		
	NV	Clear Solutions Group	Material (glass) Supplier	SBE		

Original SBE Commitment %	Current Contract \$ Amount	SBE %	Awarded SBE \$Participation	Other \$Participation	Actual SBE \$ Paid	Actual Other \$ Paid
				\$ 663,039		\$ 602,290
			\$ 2,731		\$ 2,731	
			\$ 2,700		\$ 2,700	
				\$ 29,391		\$ -
			\$ 4,183			
15%	\$ 15,367,574	12%				\$ 14,028,177
			\$ 1,730,853		\$ 1,148,520	
			\$ 65,000			
				\$ 81,300		\$ 77,235
				\$ 10,010		
			\$ 7,836		\$ 7,836	
			\$ 7,250		\$ 7,250	
15%	\$ 17,799,052	17%				\$ 16,677,569
				\$ 3,536,483		\$ 3,318,292
				\$ 47,700		\$ 47,700
			\$ 100,176		\$ 100,176	
				\$ 172,459		\$ 172,459
			\$ 2,703,203		\$ 2,703,203	
				\$ 328,225		\$ 328,225
			\$ 134,507		\$ 134,507	
				\$ 45,218		\$ 45,218
			\$ 66,193		\$ 66,193	
27%	\$ 509,789	25%				\$ 473,850
				\$ 29,210		
			\$ 126,735		\$ 126,735	

This report reflects procurement activity through June 2020

CC	State	Subcontractor	Scope of Work	SBE/Other	Orig Contract \$ Amount	Original SBE \$ Commitment
	NV	MJDean/Southwest Door & Hardware	Doors, Frames & Hardware	Other		
	CA	Moderco Inc.	Panel Operable Wall - Supplier	Other		
<b>3.08c</b>	CA	<b>Show Canada Industries</b>	Retractable Columns	Other	\$ 1,701,160	\$ 255,174
	NV	Daniel K Sobel	Project Management	SBE		
	NV	JS & S Surveying	Survey for Retractable Columns	SBE/MBE		
	NV	MD Electric Inc.	Low Voltage Installation For Retractable Columns	SBE/WBE		
	NV	Union Erectors	Installation Labor for Retractable Columns	SBE		
<b>3.09</b>	NV	<b>Gephart/Morse</b>	Distributed Antenna System (DAS)	Other	\$ 3,000,000	\$ 450,000
		<b>Morse Electric</b>				
	NV	MD Electric	DAS Conduit	SBE/WBE		
	NV	CESS	DAS Generator, ATS, PDU	SBE/MBE		
	NV	General Design & Construction	Multi Brackets & Compression Plates	SBE/MBE		
	NV	Clinton Nevada	Cabling Supplier/Distributor	SBE		
	CA	Industrial Electric Mfg.	Electrical Switchgear	Other		
	NY	JMA Wireless	Wireless Components	Other		
	NV	Well Equipment, Inc.	Electrical Material	SBE		
	NV	Main Electric	Electrical Supplier	Other		
	OR	Global Rope Access	Matsing Antenna	Other		
		<b>Gephart Electric</b>				
	NV	Fastener & Supply Co., Inc.	Electrical Supplies	Other		
	NV	Las Vegas Lighting	Feeder Cable	SBE/MBE		
	MN	MA Mortenson	Equipment Rental	Other		
	NV	Jcord, LLC	Excavation	SBE		
<b>3.11/4.01</b>	NV	<b>Performance Contracting, Inc.</b>	Exterior & Interior Framing/Drywall	Other	\$ 40,095,890	\$ 6,025,279

Original SBE Commitment %	Current Contract \$ Amount	SBE %	Awarded SBE \$Participation	Other \$Participation	Actual SBE \$ Paid	Actual Other \$ Paid
				\$ 60,186		
				\$ 22,043		\$ 22,043
15%	\$ 1,900,939	13%				\$ 1,673,081
			\$ 163,000		\$ 156,000	
			\$ 10,000		\$ 7,164	
			\$ 31,471		\$ 31,471	
			\$ 34,920		\$ 34,920	
15%	\$ 29,359,658	19%				\$ 25,889,042
			\$ 1,512,257		\$ 1,487,163	
			\$ 16,593			
			\$ 104,686		\$ 100,365	
			\$ 2,741,352		\$ 1,823,045	
				\$ 99,073		\$ 99,073
				\$ 2,034,530		\$ 2,034,530
			\$ 638,917		\$ 537,862	
				\$ 502,122		\$ 149,118
				\$ 375,436		\$ 375,436
				\$ 54,188		\$ 30,627
			\$ 459,152		\$ 65,488	
				\$ 382,767		\$ 97,938
			\$ 103,952		\$ 89,370	
15%	\$ 52,554,471	17%				\$ 49,043,177

This report reflects procurement activity through June 2020

CC	State	Subcontractor	Scope of Work	SBE/Other	Orig Contract \$ Amount	Original SBE \$ Commitment
	NV	Commercial Scaffolding	Erection/dismantle of Scaffold	SBE		
	NV	Gale Building Products	Insulation and Firestopping	Other		
	NV	Lochsa Engineering	Engineering Services	Other		
	NV	R&P Supply	Framing, Drywall, Taping	SBE		
	NV	Technicoat Management	Interior Moisture Barrier	SBE		
	NV	Tomarco Fastening Systems, Inc.	Fasteners	Other		
	NV	Legacy Cast & Stone & Composites	Ceiling Shapes	SBE		
	NV	Herman Truck Lines, LLC	Metal Decking/Trucking	SBE		
	NV	MPS Plastic Wall Products	FRP	SBE		
<b>4.02</b>	NV	<b>CEDCO, Inc.</b>	Masonry	Other	\$ 5,258,412	\$ 861,346
	NV	A Track-Out Solutions	Material Purchasing Delivery	SBE/WBE		
	NV	JS & S Surveying	Survey - CMU Wall Control Layout	SBE/MBE		
	NV	Technicoat Management	Fire Stop/Joint Sealants	SBE		
	NV	Region 9 Safety Compliance	Safety Coordinator	SBE/MBE		
	CA	Epic CAD Solutions	Providing 3D Modeling	Other		
	NV	Silver Star Ready Mix	Supplying of Masonry Grout	Other		
	NV	Jcord, LLC	CMU Wall Demolition	SBE		
	NV	Hard Rock Pumping & Placement	Grout Pumping	Other		
<b>4.03</b>	NV	<b>American Door Installation, LP</b>	Frames, Doors & Hardware	SBE	\$ 595,725	\$ 595,725
	NV	The Hallgren Co.	Supply Frames, Doors & Hardware	Other		
<b>4.03</b>	NV	<b>The Hallgren Company of Las Vegas</b>	Door Hardware	Other	\$ 348,030	
<b>4.04</b>	NV	<b>Giroux Glass, Inc.</b>	Decorative Glazing & Mirrors	Other	\$ 2,161,805	\$ 324,271
	NV	Glass Supply, Inc.	Supplying Architectural Mirror Fabricated to size	SBE		
	NV	Rapid Glass, Inc.	Supplying Architectural Mirror Fabricated to size	SBE/WBE		



Original SBE Commitment %	Current Contract \$ Amount	SBE %	Awarded SBE \$Participation	Other \$Participation	Actual SBE \$ Paid	Actual Other \$ Paid
			\$ 1,665,776		\$ 1,022,585	
				\$ 2,207,249		\$ 1,475,293
				\$ 289,492		\$ 289,492
			\$ 5,541,137		\$ 5,541,137	
			\$ 359,710		\$ 327,075	
				\$ 250,550		\$ 250,550
			\$ 47,867		\$ 47,867	
			\$ 170,472		\$ 170,472	
			\$ 911,334		\$ 858,992	
16%	\$ 4,959,719	18%				\$ 4,959,719
			\$ 541,038		\$ 541,038	
			\$ 42,388		\$ 42,388	
			\$ 132,534		\$ 132,534	
			\$ 147,285		\$ 147,285	
				\$ 19,305		\$ 19,305
				\$ 176,689		\$ 176,689
			\$ 46,690		\$ 46,690	
				\$ 15,333		\$ 15,333
100%	\$ 3,403,215	100%	\$ 3,403,215		\$ 2,990,706	
				\$ 1,928,258		\$ 1,897,082
	\$ 348,030			\$ 348,030		\$ 348,030
15%	\$ 2,693,705	17%				\$ 1,611,313
			\$ 329,603		\$ 118,931	
			\$ 129,680			

This report reflects procurement activity through June 2020

CC	State	Subcontractor	Scope of Work	SBE/Other	Orig Contract \$ Amount	Original SBE \$ Commitment
4.04	NV	<b>Davis Glass &amp; Mirror</b>	Storefront Curtain Wall Entrances	SBE	\$ 1,850,406	\$ 1,850,406
	TX	Tepco Glass	Level 400 Motorized Windows	Other		
	NV	Sunstone Building Specialties	TV Booth Operable Windows	SBE		
4.05	GA	<b>Raydeo Enterprises, Inc.</b>	Stadium Railings	Other	\$ 11,524,358	\$ 2,751,947
	GA	East Gate Pallets	Pallets	Other		
	GA	G&F Southeast Distributors Inc.	Stainless Steel Cable & Hardware	Other		
	NV	Innova Technologies	Engineering	SBE		
	IL	McMaster Carr	Misc. Hardware	Other		
	WI	R&B Wagner	Core Cups, Cladding Tape, End Caps, Panel Grip, Handrail Brackets	Other		
	TX	Ryerson	Steal Flat & Steal Tube	Other		
	NV	Steel Partners	Panel Grip, Gaskets & Glass Shoe	SBE		
	GA	Stewart Stainless Supply	Stainless Steel Pipe & Sheets	Other		
	CA	Glassworks LA, Inc.	Glass	Other		
	NV	Expansion Specialties	Caulk & Grout	SBE/VBE		
	NV	Standard Steel	Installation	Other		
	NV	Trinity Land Surveying	Field Survey & Layout	SBE/WBE		
	NV	Jcord, LLC	Concrete & Rebar Drilling	SBE		
	NV	Las Vegas Welding, LLC	Powder Coating	Other		
4.06	NV	<b>Creative Play Recreation</b>	Shade Canopies	SBE	\$ 1,206,097	\$ 1,206,097
	NV	REB Construction	Auger Excavation - 16 holes	Other		
4.06	NV	<b>Valley Steel LLC</b>	North End Zone Camera Platform at Catwalk	SBE/WBE	\$ 123,487	\$ 123,487
4.07	NV	<b>Expansion Specialties</b>	Expansion Joints	SBE/VBE	\$ 1,640,550	\$ 1,640,550
	KS	Balco, Inc.	Material Supplier	Other		
	MA	Emseal Joint System, Ltd.	Material Supplier	Other		
	WI	Inpro Corporation	Material Supplier	Other		
4.08f	MN	<b>Alpha Video Sports &amp; Entertainment Group</b>	Video Production Systems	Other	\$ 7,499,815	\$ 74,998
	IL	Clark Wire and Cable	Control Room Equipment Supplier	Other		
	CA	Bittree In.	Control Room Equipment Supplier	Other		
	NY	Tecnec Distributing	Control Room Equipment Supplier	Other		

Original SBE Commitment %	Current Contract \$ Amount	SBE %	Awarded SBE \$Participation	Other \$Participation	Actual SBE \$ Paid	Actual Other \$ Paid
100%	\$ 1,382,103	100%	\$ 1,365,667		\$ 1,250,412	
				\$ 113,845		\$ 113,845
			\$ 16,436		\$ 4,736	
24%	\$ 12,417,516	13%				\$ 9,954,509
				\$ 40,000		\$ 11,306
				\$ 404,000		\$ 403,653
			\$ 70,000		\$ 63,905	
				\$ 25,000		\$ 24,382
				\$ 337,308		\$ 105,243
				\$ 245,000		\$ 239,311
			\$ 1,264,070		\$ 1,264,070	
				\$ 325,000		\$ 262,303
				\$ 500,000		\$ 489,656
			\$ 152,650		\$ 130,910	
				\$ 1,000,000		\$ 909,815
			\$ 54,000		\$ 53,729	
			\$ 40,000		\$ 30,100	
				\$ 84,000		\$ 83,255
100%	\$ 1,538,525	100%	\$ 1,538,525		\$ 1,031,227	
				\$ 9,300		\$ 9,300
100%	\$ 125,081	100%	\$ 125,081		\$ 118,827	
100%	\$ 2,039,766	100%	\$ 2,039,766		\$ 1,808,921	
				\$ 150,000		\$ 131,712
				\$ 650,000		\$ 648,279
				\$ 60,000		\$ 51,891
1%	\$ 7,567,887	1%				\$ 6,141,498
				\$ 15,479		\$ 15,479
				\$ 3,854		\$ 3,854
				\$ 1,139		\$ 1,139

This report reflects procurement activity through June 2020

CC	State	Subcontractor	Scope of Work	SBE/Other	Orig Contract \$ Amount	Original SBE \$ Commitment
	CO	Wesco Broadcast & Entertainment	Control Room Equipment Supplier	Other		
	MA	Superlogics Inc.	Control Room Equipment Supplier	Other		
	NY	Dale Electronics	Control Room Equipment Supplier	Other		
	MN	Bosch Security Systems	Control Room Equipment Supplier	Other		
	IL	Studio Technologies	Control Room Equipment Supplier	Other		
	CA	Wohler Technology	Control Room Equipment Supplier	Other		
	NM	Lectronsonics	Control Room Equipment Supplier	Other		
	NY	American Music & Sound	Control Room Equipment Supplier	Other		
	UT	Harmon Music Group	Control Room Equipment Supplier	Other		
	CA	Yamaha Corp of America	Control Room Equipment Supplier	Other		
	NY	EEG Enterprises	Control Room Equipment Supplier	Other		
	CA	Barco Volsom, LLC	Control Room Equipment Supplier	Other		
	PA	Simplylive, Inc.	Control Room Equipment Supplier	Other		
	CA	AJA Video Systems	Control Room Equipment Supplier	Other		
	NJ	IHSE USA, LLC	Control Room Equipment Supplier	Other		
	NY	Multidune Video & Fiber Optics System	Control Room Equipment Supplier	Other		
	CA	IDX Technology	Control Room Equipment Supplier	Other		
	NJ	Panasonic Corp of NA	Control Room Equipment Supplier	Other		
	OR	Tektronix, Inc.	Control Room Equipment Supplier	Other		
	NJ	Sony Electronics, Inc.	Control Room Equipment Supplier	Other		
	NY	Ross Video Inc.	Control Room Equipment Supplier	Other		
	NJ	Evs Broadcast Equipment, Inc.	Control Room Equipment Supplier	Other		
	CA	Riedel Communications	Control Room Equipment Supplier	Other		
	ON	Evertz Microsystems, Inc.	Control Room Equipment Supplier	Other		
	NV	Titan Systems, Inc.	Low Voltage Installers	Other		

Original SBE Commitment %	Current Contract \$ Amount	SBE %	Awarded SBE \$Participation	Other \$Participation	Actual SBE \$ Paid	Actual Other \$ Paid
				\$ 8,105		\$ 8,105
				\$ 3,240		\$ 3,240
				\$ 5,450		\$ 5,450
				\$ 11,042		\$ 11,042
				\$ 5,112		\$ 5,112
				\$ 19,271		\$ 19,271
				\$ 4,376		
				\$ 10,710		\$ 10,710
				\$ 3,563		\$ 3,563
				\$ 1,680		\$ 1,680
				\$ 7,727		\$ 7,726
				\$ 4,748		\$ 4,748
				\$ 6,022		\$ 6,022
				\$ 152,505		\$ 152,605
				\$ 347,769		\$ 247,769
				\$ 17,823		\$ 17,823
				\$ 226		\$ 226
				\$ 36,717		\$ 36,717
				\$ 119,067		\$ 119,067
				\$ 159,917		\$ 159,917
				\$ 533,814		\$ 427,585
				\$ 436,782		\$ 436,782
				\$ 300,280		\$ 290,955
				\$ 808,747		\$ 808,747
				\$ 270,000		

This report reflects procurement activity through June 2020

CC	State	Subcontractor	Scope of Work	SBE/Other	Orig Contract \$ Amount	Original SBE \$ Commitment
	NV	MD Electric	Installation of Racks and Base	SBE/WBE		
	NV	MD Electric	High Voltage Installers	SBE/WBE		
	TX	Bedrock Logistics	Freight	Other		
	NV	Ice Now	Water	SBE		
	NV	Vision Control Associates of Nevada	Misc. Camera Products	SBE/WBE		
<b>4.09</b>	NV	<b>Aggregate Industries</b>	Bituminous Pavement	Other	\$ 4,408,062	\$ 661,209
	NV	MC4 Construction	Traffic Signals & Streetlights	SBE		
	NV	JS&S Survey	Land Surveying	SBE/MBE		
	NV	Affordable Striping and Sealing	Striping and Signs	SBE		
	NV	Stewart & Sundell Concrete	Concrete Island & Barrier Rail	SBE		
	NV	A-1 Concrete Cutting & Demolition	Core Drilling/Saw Cutting	SBE/MBE		
	NV	Flippins Trenching Inc.	Sawcutting	SBE		
	NV	HD Barricade, Inc.	Traffic Barricade Rental	Other		
	NV	JS&S, Inc.	Survey	SBE/MBE		
	NV	A Affordable Striping & Sealing	Asphalt Striping & Signs	SBE		
<b>4.10a</b>	NV	<b>Sahara Concrete</b>	Decorative Site Concrete	SBE	\$ 14,216,220	\$ 14,216,220
	NV	T.B. Penick & Sons	Decorative Concrete	Other		
	CA	Triton Structural Concrete, Inc.	Site Concrete - Labor	Other		
	NV	Merli Concrete Pumping of Nevada	Concrete Pump	SBE		
	NV	Penhall Company	Concrete Core Drilling	Other		
	NV	Clean Works Mobile Medica Blasting	Dustless Blast Raiders Logo	Other		
	NV	Jcord, LLC	Concrete Cutting	SBE		
	NV	A-1 Concrete Cutting & Demolition	Core Drilling	SBE/MBE		
	NV	TAB Contractors Inc.	Excavation/Grading	Other		
	NV	Merli Concrete Inc.	Concrete Pump	SBE		
	CA	CMC Rebar	Rebar Install	Other		
	NV	Cell-Crete Core	Engineered Fill	Other		
	NV	A-1 Concrete Cutting & Demolition	Core Drilling/Saw Cutting	SBE/MBE		
<b>4.10a</b>	NV	<b>Stewart &amp; Sundell Concrete</b>	Curbs, Gutters & Sidewalk	SBE	\$ 2,295,788	\$ 2,295,788
	NV	Nevada Ready Mix	Concrete Supplier	Other		
	NV	Merli Concrete Inc.	Concret Pump	SBE		
<b>4.10b</b>	NV	<b>Aggregate Industries</b>	MSE Retaining Walls	Other	\$ 5,132,049	\$ 793,792

Original SBE Commitment %	Current Contract \$ Amount	SBE %	Awarded SBE \$Participation	Other \$Participation	Actual SBE \$ Paid	Actual Other \$ Paid
			\$ 15,222			
			\$ 55,442		\$ 33,755	
				\$ 13,095		\$ 8,195
			\$ 461			
			\$ 4,000			
15%	\$ 6,667,907	27%				\$ 4,978,823
			\$ 1,407,740		\$ 1,407,740	
			\$ 2,224			
			\$ 165,630			
			\$ 29,948		\$ 17,008	
			\$ 5,000		\$ 2,268	
			\$ 5,000			
				\$ 136,500		\$ 136,500
			\$ 8,500		\$ 422	
			\$ 165,630			
100%	\$ 13,175,455	100%	\$ 13,015,973		\$ 11,133,493	
				\$ 3,907,686		\$ 2,417,415
				\$ 1,522,428		\$ 541,000
			\$ 25,000		\$ 23,478	
				\$ 7,000		
				\$ 2,100		
			\$ 3,150			
			\$ 31,480			
				\$ 1,878,305		\$ 1,784,390
			\$ 89,852		\$ 89,852	
				\$ 788,065		\$ 637,595
				\$ 210,636		\$ 210,636
			\$ 10,000			
100%	\$ 2,065,892	100%	\$ 2,050,892		\$ 1,871,121	
				\$ 390,000		\$ 318,423
			\$ 15,000		\$ 1,407	
15%	\$ 5,654,924	18%				\$ 5,372,178

This report reflects procurement activity through June 2020

CC	State	Subcontractor	Scope of Work	SBE/Other	Orig Contract \$ Amount	Original SBE \$ Commitment
	CA	The Reinforced Earth Company	Design/Provide MSE Wall Material	Other		
	NV	Stewart & Sundell	CIP Concrete for MSE Walls	SBE		
	NV	Harris Rebar Las Vegas, Inc.	Reinforcing Steel	Other		
	NV	Sunbelts of Nevada, LLC	Type II Placement over CMU walls with belted equipment	SBE		
	NV	JS&S, Inc.	Survey as pertains to MSE Walls	SBE/MBE		
<b>4.11</b>	NV	<b>Brightview Landscape Development</b>	Landscape & Irrigation	Other	\$ 2,799,991	\$ 447,672
	NV	Amazon Masonry	Trucking & Hauling of Material along with Trenching	SBE/MBE		
	NV	Synthetic Turf Products dba Green Living Services	Site Amenities	SBE		
	NV	Sunbelts of Nevada	Placement of Conveyored Equipment	SBE		
	NV	Art & Alloy	Material Supplier	SBE/WBE		
	NV	Jcord, LLC	Core Drilling	SBE		
<b>4.12</b>	CO	<b>Rolling Plains Construction</b>	Fireproofing	Other	\$ 4,378,322	\$ 667,494
	NV	Quinette King Consulting	Material Supplier	SBE/MBE		
	NV	United Rentals	Equipment Rentals	Other		
<b>5.01/5.19</b>	NV	<b>Southwest Specialty Contractors</b>	Acoustical Ceilings & Bowl Acoustical Treatment	Other	\$ 11,842,089	\$ 1,780,000
	NV	AMS	Misc. Grid	Other		
	NV	T3 Distributors LLC	Ceiling/Fabric Supplier	SBE		
	NV	Affordable Federal Services	Acoustical Sound absorbing Ceiling Units	SBE		
	NV	Construction Sealants Supply	Concrete Sealer	SBE		
	NV	Mori Consulting LLC	Acoustical Sound Absorbing Ceiling Units & Sound absorbing Wall Units	SBE/MBE		
	NV	N & P Services Company, LLC	Acoustical Ceiling Material Supplier	SBE		
	OH	Sports Facility Acoustics	Acoustical Baffle Systems	Other		
	NV	Rigging International Group	MBI Lapendary & Cloud Lite Baffle Installation	SBE		
<b>5.02</b>	NV	<b>Architectural Southwest Stone Co.</b>	Ceramic Tile	SBE	\$ 3,273,830	\$ 3,273,830



Original SBE Commitment %	Current Contract \$ Amount	SBE %	Awarded SBE \$Participation	Other \$Participation	Actual SBE \$ Paid	Actual Other \$ Paid
				\$ 864,421		\$ 853,971
			\$ 942,022		\$ 941,202	
				\$ 72,394		\$ 68,774
			\$ 58,750		\$ 45,372	
			\$ 40,192		\$ 41,918	
16%	\$ 2,919,880	23%				\$ 733,762
			\$ 329,496		\$ -	
			\$ 50,400			
			\$ 42,920		\$ 22,260	
			\$ 250,000			
			\$ 500			
15%	\$ 6,672,451	17%				\$ 6,100,345
			\$ 1,105,152		\$ 1,105,152	
				\$ 35,203		\$ 35,203
15%	\$ 14,160,799	29%				\$ 11,815,852
				\$ 15,000		\$ 16,477
			\$ 293,650		\$ 292,780	
			\$ 820,414		\$ 820,414	
			\$ 90,000		\$ 64,160	
			\$ 239,379		\$ 239,379	
			\$ 909,219		\$ 909,219	
				\$ 3,960,729		
			\$ 1,710,729			
100%	\$ 3,349,692	100%	\$ 3,334,092		\$ 3,010,358	

This report reflects procurement activity through June 2020

CC	State	Subcontractor	Scope of Work	SBE/Other	Orig Contract \$ Amount	Original SBE \$ Commitment
	NV	Technicoat Management Inc.	Installation of Mapei Mapelastc AquaDefense in Designated Areas	SBE		
<b>5.02</b>	NV	<b>T. Nickolas Company</b>	Ceramic Tile & Quartz	Other	\$ 5,911,121	\$ 886,668
	NV	Marble Tec	Install Quartz Tops	SBE		
	NV	Technicoat	Waterproofing	SBE		
	OK	Travertine Elevator Interiors	Install Elevator Floors	MBE		
	NV	Commercial Scaffolding	Install/Remove Scaffolding	SBE		
<b>5.03</b>	NV	<b>Master Craft Carpet Services</b>	Carpet/Flooring	Other	\$ 1,712,860	\$ 256,929
	NV	Desired Space	Material Procurement	SBE		
<b>5.04</b>	NV	<b>Technicoat Management, Inc.</b>	Resinous Flooring	SBE	\$ 850,170	\$ 850,170
	CT	Dur-A-Flex, Inc.	Resinous Flooring Material Supplier	Other		
<b>5.05</b>	NV	<b>Midwest Pro Painting</b>	Paint & Wallcovering	Other	\$ 4,015,702	\$ 973,035
	NV	Quinette King Consulting	Supplier	SBE/MBE		
<b>5.08/5.09</b>	NV	<b>ISEC</b>	Toilet Compartments & Toilet Accessories	Other	\$ 2,286,410	\$ 342,962
	NV	Sunstone Building Specialties	Metal Toilet Compartments, Adult Changing Stations & AED's	SBE		
	MN	Activar, Inc.	Fire Extinguisher, AED & AED Cabinet Samples	Other		
	NY	American Specialties, Inc.	TRA Samples	Other		
	CO	Buck Engineering	Engineering Shop Drawings	Other		
	WI	InPro	Cubical Curtain Samples	Other		
	NV	Nevada Precision	DM1 Aluminum Base & Steel Plate Shelves	SBE/MBE		
	NV	Woodstock Architectural Products	Column Covers & Escalator Panels	SBE		
	FL	Access-Able Designs	Folding Dressing Benches	Other		
	TX	Allied Hand Dryer	VERDEdri Hand Dryers	Other		

Original SBE Commitment %	Current Contract \$ Amount	SBE %	Awarded SBE \$Participation	Other \$Participation	Actual SBE \$ Paid	Actual Other \$ Paid
			\$ 15,600		\$ 10,299	
15%	\$ 10,033,229	15%				\$ 7,615,678
			\$ 1,436,501		\$ 1,322,332	
			\$ 91,150		\$ 89,700	
				\$ 243,292		\$ 243,292
			\$ 12,499		\$ 12,499	
15%	\$ 2,251,235	17%				\$ 807,230
			\$ 380,156		\$ 380,156	
100%	\$ 882,977	100%	\$ 882,977		\$ 782,716	
				\$ 332,638		\$ 253,301
24%	\$ 6,263,009	16%				\$ 4,119,899
			\$ 973,035		\$ 544,685	
15%	\$ 6,009,305	17%				\$ 4,513,156
			\$ 399,392		\$ 330,095	
				\$ 66,236		\$ 66,236
				\$ 68,942		\$ 66,501
				\$ 13,875		\$ 13,875
				\$ 2,796		\$ 2,796
			\$ 36,215		\$ 23,090	
			\$ 600,820		\$ 518,581	
				\$ 14,250		\$ 14,250
				\$ 98,862		\$ 98,862

This report reflects procurement activity through June 2020

CC	State	Subcontractor	Scope of Work	SBE/Other	Orig Contract \$ Amount	Original SBE \$ Commitment
	LA	Gordon Architectural & Eng Solutions	Column Covers	Other		
	FL	American Sanitary Partition	Toilet Partitions	Other		
	NY	Sportsfield Specialties, Inc.	Sports Equipment & Goal Post Padding	Other		
	CA	Bobrick Washroom Equipment	Shower Curtain	Other		
5.11	NV	<b>YESCO</b>	Signage & Graphics	Other	\$ 4,793,199	\$ 718,980
	NV	Fasco Fastener & Design	Material	SBE		
	NV	General Design & Construction	Material	SBE/MBE		
	OH	Glantz Holdings, Inc.	Material	Other		
	IL	Identity Group	Material	Other		
	MN	MA Mortenson Company	Material	Other		
	CO	Metalwest, LLC	Material	Other		
	CA	Montroy Supply Co.	Material	Other		
	TX	Mouser Electronics, Inc.	Material	Other		
	GA	Southern Aluminum Finishing	Material	Other		
	NV	Vegas Electric	Material	Other		
	NV	Union Erectors	Furnish & Install Catwalks	SBE		
	NV	Dielco Crane Service, Inc.	Material	Other		
	NV	Eberhard Southwest Roofing, Inc.	Rooftop Logo Signage	SBE		
	NV	Aries Consulting	Metal Material - Supplier	SBE		
	NV	Screaming Images	Grand Format Printing	SBE		

Original SBE Commitment %	Current Contract \$ Amount	SBE %	Awarded SBE \$Participation	Other \$Participation	Actual SBE \$ Paid	Actual Other \$ Paid
				\$ 77,834		\$ 52,967
				\$ 237,256		\$ 202,191
				\$ 85,743		\$ 79,822
				\$ 751		\$ 751
15%	\$ 9,930,302	19%				\$ 8,201,748
			\$ 107,850		\$ 26,364	
			\$ 495,000		\$ 445,512	
				\$ 255,000		\$ 247,956
				\$ 3,000		\$ 2,255
				\$ 575,000		\$ 561,980
				\$ 58,000		\$ 45,279
				\$ 225,000		\$ 198,807
				\$ 5,000		\$ 396
				\$ 80,000		\$ 29,030
				\$ 39,950		\$ 26,645
			\$ 1,004,860		\$ 950,664	
				\$ 174,400		\$ 125,725
			\$ 187,164		\$ 78,734	
			\$ 5,000		\$ 300	
			\$ 6,000			

This report reflects procurement activity through June 2020

CC	State	Subcontractor	Scope of Work	SBE/Other	Orig Contract \$ Amount	Original SBE \$ Commitment
	NV	Sherwin Williams	Material	Other		
	UT	Interwest Safety Supply	Material	Other		
	MA	OMG, Inc.	Material	Other		
	NV	Trinity Land Surveying	Land Surveying	SBE/WBE		
	NV	CTI Industrial Supply	Material	Other		
	NV	Flippin's Trenching, Inc.	Excavating	SBE		
	UT	Vector Structural Engineering	Material	Other		
	CA	Silver State Wire, Inc.	Material	Other		
	NV	Nedco Supply	Material	Other		
	NV	84 Lumber	Material	Other		
5.12/5.20/5.22a	NV	<b>Spilker Pacific, LLC</b>	Overhead Doors, Loading Dock Equipment & Coiling Smoke Doors	Other	\$ 641,879	\$ 285,805
	NV	The Smith Overhead Door	Ovehead Doors & Loading Dock Equipment	SBE		
5.14/5.10b & c	CA	<b>Golden Bay Fence Plus Iron Works</b>	Fence, Gates, Bollards & Wedge Barrier	Other	\$ 2,297,856	\$ 344,678
	NV	R.E.B. Construction Co.	Foundation Drilling	Other		
	NV	Harris Rebar	Bollard Cage reinforced steel tied & delivered to the jobsite	Other		
	NV	Fencing Specialties Inc.	Materials	SBE/MBE		
	NV	Nevada Water Trucks	Vacuum Excavation	SBE		
	MN	M.A. Mortenson Company	Rental Equipment	Other		
	NV	Silver Star Ready Mix	Supplier Materials	Other		
	NV	United Rentals	Rental Equipment	Other		
	OK	Ameristar Tulsa	Material Supplier	Other		
	CA	Calpipe Security Bollards	Material Supplier	Other		
	NV	Pacific Construction Services	Onsite Safety	SBE		

Original SBE Commitment %	Current Contract \$ Amount	SBE %	Awarded SBE \$Participation	Other \$Participation	Actual SBE \$ Paid	Actual Other \$ Paid
				\$ 50,000		\$ 42,640
				\$ 8,000		\$ 5,436
				\$ 30,000		\$ 21,883
			\$ 20,000		\$ 19,317	
				\$ 3,000		\$ 2,708
			\$ 25,000		\$ 13,065	
				\$ 25,000		\$ 17,200
				\$ 100,000		\$ 85,554
				\$ 500		
				\$ 2,500		
45%	\$ 771,955	57%				\$ 728,607
			\$ 437,740		\$ 437,740	
15%	\$ 5,357,566	25%				\$ 4,233,606
				\$ 30,000		\$ 18,700
				\$ 374,390		\$ 324,485
			\$ 1,246,488		\$ 501,898	
			\$ 50,000		\$ 38,550	
				\$ 30,000		\$ 23,179
				\$ 180,000		\$ 152,532
				\$ 50,000		\$ 16,973
				\$ 1,103,919		\$ 1,065,035
				\$ 20,000		\$ 14,860
			\$ 20,000		\$ 13,920	

This report reflects procurement activity through June 2020

CC	State	Subcontractor	Scope of Work	SBE/Other	Orig Contract \$ Amount	Original SBE \$ Commitment
	NV	IQC Southwest LLC	Trench Certificate Report	Other		
	NV	TAB Contractor, Inc.	Construction	Other		
	NV	Ahern Rentals	Rental Equipment	Other		
	NV	Aggregate Industries	Material Supplier	Other		
	NV	MD Electric, Inc.	Install 3" & 1" PVC in Two Locations for Bollard Hydraulics	SBE/WBE		
<b>5.14b</b>	WI	<b>Jones Sign Company</b>	Decorative Site Railings	Other	\$ 549,340	\$ 82,401
	CA	Walmsley Safety Consulting, LLC	Safety Professional	Other		
	NV	Region 9 Safety	Safety Director	SBE/MBE		
	NV	Gilberts Precision Machine Co.	Materials	SBE		
	NV	TV Transport	Freight Transport	SBE		
	NV	The Tiberti Fence	Fencing Materials	SBE		
	NV	Southwest Specialty Coating	Onsite Touch-up Painting	SBE		
	NV	Fasco	Materials	SBE		
	NV	General Design	Materials	SBE/MBE		
	BC	Global Rope Access	Scoreboard Installation	Other		
	NV	House of Signs	Installation	SBE		
	NV	Ahern Rentals	Install Equipment	Other		
	NV	Vision Sign Inc.	Installation Assistance w/Scoreboard & Videoboard	SBE		
	NV	Rigging International Group	Rigging/Installation of Scoreboard Horn Features	SBE		
	NV	Union Erectors, LLC	Installation of Exterior Handrails	SBE		
<b>5.15</b>	AZ	<b>Western Millwork</b>	Millwork	Other	\$ 9,676,392	\$ 1,451,459
	NV	Plus Studios	Architectural Millwork	SBE		
	NV	Victory Woodworks	Architectural Millwork Installation	Other		
	NV	Absolute Metals, Inc.	Metal Drink Rail Installation	Other		



Original SBE Commitment %	Current Contract \$ Amount	SBE %	Awarded SBE \$Participation	Other \$Participation	Actual SBE \$ Paid	Actual Other \$ Paid
				\$ 3,000		\$ 1,815
				\$ 10,000		\$ 2,180
				\$ 600,000		\$ 50,263
				\$ 10,000		\$ 2,180
			\$ 2,560		\$ 2,560	
15%	\$ 4,547,266	16%				\$ 3,665,365
				\$ 10,163		\$ 10,163
			\$ 17,077		\$ 12,917	
			\$ 12,061		\$ 12,061	
			\$ 96,100		\$ 1,600	
			\$ 45,044		\$ 45,044	
			\$ 48,000		\$ 48,000	
			\$ 1,842		\$ 1,842	
			\$ 19,904		\$ 19,904	
				\$ 182,210		
			\$ 95,040		\$ 31,832	
				\$ 80,398		\$ 55,550
			\$ 75,000		\$ 42,780	
			\$ 200,000			
			\$ 126,285			
15%	\$ 11,154,239	15%				\$ 8,764,208
			\$ 1,676,540		\$ 1,676,540	
				\$ 96,277		\$ 96,277
				\$ 100,000		

This report reflects procurement activity through June 2020

CC	State	Subcontractor	Scope of Work	SBE/Other	Orig Contract \$ Amount	Original SBE \$ Commitment
5.15	NV	<b>Austin Millwork &amp; Cabinetry</b>	Millwork NEZ (North End Zone Club)	Other	\$ 937,328	\$ 191,154
	NV	All American Finishing LLC	Ornamental Metals Scope	SBE		
	NV	Ferraro Marble	Quartz Drink Rail Countertops	SBE		
5.17b	GA	<b>Sports Field, Inc. dba Fields</b>	Heat System for Operable Field	Other	\$ 1,716,348	\$ 257,452
	UT	Cache Valley Electric	Electrical Installation	Other		
	CO	The RMH Group	Electrical Engineering	Other		
	OH	Rovisys Building Technologies	Control Panel Design & Fabrication	Other		
	NV	Construction Sealants Supply	Furnish Drain Board & Filter Fabric	SBE		
	NV	3 QTD Technologies	Panel Construction	SBE		
	AQ	Heating Solutions International	Furnish Heating Ribbons	Other		
	NV	Alliance Landscaping & Water Features	Furnish Irrigation Pump Station	SBE		
	MN	<b>M.G. McGrath, Inc.</b>	Field Tray Header Wall Metal Panel	Other	\$ 220,000	
	MN	M3 Sixty LLC	Material Supplier	WBE		
5.22	NV	<b>Mueller Custom Cabinetry of Nevada</b>	Lockers	SBE	\$ 1,606,750	\$ 1,606,750
	TX	Hollman, Inc.	Locker Fabrication	Other		
5.22b	NV	<b>Arcon Global, Inc.</b>	Access Flooring	SBE	\$ 36,060	\$ 36,060
	AZ	Faciliteq	Access Flooring	Other		
	NV	<b>Amazon Masonry</b>	Pavers Team Store	SBE/MBE	\$ 250,448	\$ 250,448
	NV	<b>Architectural Design &amp; Signs</b>	Gate Entry Signs	Other	\$ 145,000	\$ 21,750
5.22d	NV	<b>Sunstone Building Specialties</b>	Supply & Install Operable Partitions	SBE	\$ 198,426	\$ 198,426
	NC	Modernfold	Supply Operable Partitions	Other		

Original SBE Commitment %	Current Contract \$ Amount	SBE %	Awarded SBE \$Participation	Other \$Participation	Actual SBE \$ Paid	Actual Other \$ Paid
20%	\$ 1,392,756	5%				\$ 488,177
			\$ 50,474			
			\$ 19,000			
15%	\$ 3,333,579	16%				\$ 2,860,336
				\$ 310,481		\$ 310,481
				\$ 68,960		\$ 64,849
				\$ 166,627		\$ 139,450
			\$ 196,427		\$ 196,427	
			\$ 235,815		\$ 235,815	
				\$ 203,260		\$ 203,260
			\$ 107,203		\$ 107,203	
	\$ 220,000			\$ 220,000		\$ 144,400
				\$ 152,000		\$ 152,000
100%	\$ 1,675,024	100%	\$ 1,675,024		\$ 1,298,973	
				\$ 1,038,141		\$ 675,838
100%	\$ 36,060	100%	\$ 36,060		\$ 34,257	
				\$ 12,267		\$ 12,267
100%	\$ 838,899	100%	\$ 838,899		\$ 114,000	
15%	\$ 177,904			\$ 177,904		\$ 70,038
100%	\$ 291,372	100%	\$ 291,372		\$ 111,141	
				\$ 198,426		\$ 63,174

This report reflects procurement activity through June 2020

CC	State	Subcontractor	Scope of Work	SBE/Other	Orig Contract \$ Amount	Original SBE \$ Commitment
5.22e	AZ	Luminous Egress	Photoluminescent	MBE	\$ 297,842	\$ 44,676
	NV	Custom Specialties Group	Labor for Installation	SBE		
5.22g	NV	Custom Hearth Distributors dba Custom Specialties Group	Trash Chutes	SBE	\$ 128,408	\$ 128,408
	NV	Energy Mechanical Insulation	Trash Chutes Insulation fire wrap	SBE/WBE		
	NV	XL Steel, Inc.	Set Ticket Office	SBE	\$ 74,360	\$ 11,154
	NV	H & E Equipment Services, Inc.	Forklift Rental	Other		
5.24	CA	Contract Décor, Inc.	Window Treatment (Curtains & Drapes)	Other	\$ 32,236	\$ 4,835
6.00	NV	Cleaning Services, Inc.	Final Clean	SBE/MBE	\$ 1,524,491	\$ 1,524,491
	NV	Rigging International Group	Interior Curtainwall Interior Elevations	SBE		
				<b>Totals</b>	<b>\$ 968,532,182</b>	<b>\$ 188,688,425</b>
				<b>Goal</b>		

Original SBE Commitment %	Current Contract \$ Amount	SBE %	Awarded SBE \$Participation	Other \$Participation	Actual SBE \$ Paid	Actual Other \$ Paid
15%	\$ 321,841	22%				\$ 132,325
			\$ 71,000			
100%	\$ 339,995	100%	\$ 180,592		\$ 319,454	
			\$ 159,403		\$ 159,403	
15%	\$ 74,360	100%	\$ 74,360			\$ 70,642
				\$ 4,948		\$ 4,948
15%	\$ 222,657			\$ 222,657		
100%	\$ 2,123,696	100%	\$ 1,126,281		\$ 337,972	
			\$ 997,415			
19%	\$ 1,292,207,661	23%	\$ 291,005,426	\$ 406,915,963	\$ 260,250,331	\$ 1,466,473,019
15%						

## Allegiant Workforce Utilization Summary

This report reflects the cumulative hours worked through June 2020

Subcontractor
<b>Lewis K Construction</b>
Modern Demo & Services
<b>Total for Lewis K Construction</b>
<b>Geotechnical &amp; Environmental Services</b>
Eagle Drilling Services
<b>Total for Geotechnical &amp; Environmental Svs</b>
<b>Nevada Water Truck</b>
<b>Total for Nevada Water Truck</b>
<b>Amazon Masonry</b>
<b>Total for Amazon Masonry</b>
<b>TAB Contractors - Trailer City</b>
Mcon
Acme Electric - Mcon TC
Olson Precast - Mcon TC
Nevada Tap Master - Mcon TC
Merli - Mcon TC
MMC, Inc.
A-1 Concrete
Wells Cargo
<b>Total for TAB Contractors - Trailer City</b>
<b>Sahara Concrete</b>
CMC Rebar
Dielco Crane Service
Merli Concrete
A-1 Concrete
<b>Total for Sahara Concrete</b>
<b>Marnell Masonry</b>
<b>Total for Marnell Masonry</b>
<b>Sunstate</b>
Expansion Specialties - Sunstate
Mountain West Excavation & Utilities
Standard Steel
GM Construction
Reliable Steel - GM
Standard Steel
Dielco - GM
<b>Total for Sunstate</b>
<b>Harris</b>
Energy Mechanical Insulation
Mesa Mechanical Inc.
Advanced Controls & Electric
Rigging International Group
JCord
Bevstream
Mesa Mechanical Inc. - Bevstream
Maui One
Lone Mountain
<b>Total for Harris</b>

Cumulative hours through June 2020				
Total Hours	Total Minority/Female	Total Veteran	Total Minority/Female %	Total Veteran %
30	30	0	100%	0%
198	198	0	100%	0%
<b>228</b>	<b>228</b>	<b>0</b>	<b>100%</b>	<b>0%</b>
0	0	0	0%	0%
110	33	0	30%	0%
<b>110</b>	<b>33</b>	<b>0</b>	<b>30%</b>	<b>0%</b>
34,963	27,935	0	80%	0%
<b>34,963</b>	<b>27,935</b>	<b>0</b>	<b>80%</b>	<b>0%</b>
99	99	0	100%	0%
<b>99</b>	<b>99</b>	<b>0</b>	<b>100%</b>	<b>0%</b>
2,439	605	0	25%	0%
2,333	2,076	0	89%	0%
27	12	0	44%	0%
91	91	0	100%	0%
2	2	0	100%	0%
4	0	0	0%	0%
7	7	0	100%	0%
4	4	0	100%	0%
88	44	0	50%	0%
<b>4,993</b>	<b>2,838</b>	<b>0</b>	<b>57%</b>	<b>0%</b>
20,805	19,858	0	95%	0%
4,450	3,363	0	76%	0%
379	0	0	0%	0%
297	0	0	0%	0%
1,346	719	0	53%	0%
<b>27,277</b>	<b>23,940</b>	<b>0</b>	<b>88%</b>	<b>0%</b>
139	47	0	34%	0%
<b>139</b>	<b>47</b>	<b>0</b>	<b>34%</b>	<b>0%</b>
0	0	0	0%	0%
2,248	2,077	0	92%	0%
684	684	0	100%	0%
168	35	0	21%	0%
62,930	58,503	0	93%	0%
3,431	1,263	0	37%	0%
15,101	9,541	0	63%	0%
3,322	159	0	5%	0%
<b>87,883</b>	<b>72,260</b>	<b>0</b>	<b>82%</b>	<b>0%</b>
477,389	251,543	4,276	53%	1%
42,782	21,964	3,090	51%	7%
5,812	812	27	14%	0%
9,896	0	10	0%	0%
3,525	16	0	0%	0%
3,075	1,997	0	65%	0%
0	0	0	0%	0%
2,277	844	32	37%	1%
7,339	4,428	0	60%	0%
9,503	4,917	0	52%	0%
<b>561,597</b>	<b>286,520</b>	<b>7,435</b>	<b>51%</b>	<b>1%</b>

### Allegiant Workforce Utilization Summary

This report reflects the cumulative hours worked through June 2020

Subcontractor
<b>Gephart-Morse, LLC</b>
<b>Morse Electric - GM</b>
A-1 Concrete - Morse
MMC - A-1 Morse
Lone Mountain - Morse
Jcord
Live Electric - Morse
Pyrocom
Valley Steel
Century Electric
Global Rope Access
<b>Gephart Electric - GM</b>
Jcord
Merli Concrete - Jcord
REB Construction - Jcord
Dig 3
Rosendin Electric
<b>Total for Gephart-Morse, LLC</b>
<b>The Tiberti Fence</b>
Flippins
<b>Total for Tiberti Fence</b>
<b>Malcolm Drilling</b>
CMC Rebar
Clark Welding & Fabricating
Dielco Crane
MMC
<b>Total for Malcolm Drilling</b>
<b>Mortenson McCarthy</b>
Merli Concrete Pumping
CMC Rebar
Gateway Concrete
Jcord
Silver Star Ready Mix
Commercial Scaffolding
Union Erectors - MMc Concrete
Reliable Crane Service - MMc
Penhall Company
MJ Dean
<b>Total for Mortenson McCarthy Joint Venture</b>
<b>Eberhard SW Roofing</b>
Dielco Crane - Eberhard
<b>Total for Eberhard Southwest Roofing</b>
<b>Merrill Steel</b>
Corona Stud & Deck
Niles Industrial Coatings
Union Erectors
Global Rope Access
Rigging International Group
Expansion Specialties
Southwest Specialty Coatings
Rigging Intl - SW Specialty
Derr & Isbell
Union Erectors - Derr
Derr & Gruenwald Construction
The Herrick Corp.
Reliable Crane Service
<b>Total for Merrill Steel</b>
<b>Southland - TC</b>
Lone Mountain - Southland
<b>Total for Southland - TC</b>

Cumulative hours through June 2020				
Total Hours	Total Minority/Female	Total Veteran	Total Minority/Female %	Total Veteran %
0	0	0	0%	0%
539,287	301,837	37,467	56%	7%
664	293	24	44%	4%
52	52	0	100%	0%
12,181	5,472	0	45%	0%
1,877	1,187	0	63%	0%
26,062	18,233	1,419	70%	5%
1,688	391	0	23%	0%
28	0	0	0%	0%
5,344	2,625	0	49%	0%
11,675	2,310	487	20%	4%
36,766	19,525	0	53%	0%
4,601	3,412	0	74%	0%
8	0	0	0%	0%
106	52	0	49%	0%
3,075	4	312	0%	10%
23,810	7,780	4,072	33%	17%
<b>667,221</b>	<b>363,170</b>	<b>43,781</b>	<b>54%</b>	<b>7%</b>
2,323	1,995	142	86%	6%
77	25	0	32%	0%
<b>2,399</b>	<b>2,019</b>	<b>142</b>	<b>84%</b>	<b>6%</b>
18,088	6,333	0	35%	0%
2,913	2,030	0	70%	0%
167	76	0	46%	0%
108	0	0	0%	0%
5	5	0	100%	0%
<b>21,280</b>	<b>8,443</b>	<b>0</b>	<b>40%</b>	<b>0%</b>
728,911	609,739	14,340	84%	2%
2,487	539	0	22%	0%
300,010	260,024	0	87%	0%
157,670	115,629	6,926	73%	4%
25,569	22,255	0	87%	0%
23,261	9,298	0	40%	0%
4,298	4,298	0	100%	0%
2,310	584	0	25%	0%
28,401	1,321	0	5%	0%
5,600	4,865	0	87%	0%
9,516	7,724	0	81%	0%
<b>1,288,032</b>	<b>1,036,274</b>	<b>21,266</b>	<b>80%</b>	<b>2%</b>
50,648	49,245	0	97%	0%
905	26	0	3%	0%
<b>51,553</b>	<b>49,271</b>	<b>0</b>	<b>96%</b>	<b>0%</b>
0	0	0	0%	0%
58,637	18,667	854	32%	1%
45,394	16,535	1,200	36%	3%
20,600	7,637	1,812	37%	9%
19,734	6,200	0	31%	0%
13,852	2,216	0	16%	0%
133	80	0	60%	0%
34,337	23,312	0	68%	0%
11,740	635	0	5%	0%
507,367	266,826	1,912	53%	0%
28,762	11,716	1,411	41%	5%
12,939	8,785	0	68%	0%
1,808	932	0	52%	0%
50,092	2,346	0	5%	0%
<b>805,394</b>	<b>365,885</b>	<b>7,188</b>	<b>45%</b>	<b>1%</b>
473	191	0	40%	0%
614	152	0	25%	0%
<b>1,087</b>	<b>343</b>	<b>0</b>	<b>32%</b>	<b>0%</b>

### Allegiant Workforce Utilization Summary

This report reflects the cumulative hours worked through June 2020

Subcontractor	Cumulative hours through June 2020				
	Total Hours	Total Minority/Female	Total Veteran	Total Minority/Female %	Total Veteran %
<b>Expansion Specialties</b>	6,700	4,968	0	74%	0%
<b>Total for Expansion Specialties</b>	<b>6,700</b>	<b>4,968</b>	<b>0</b>	<b>74%</b>	<b>0%</b>
<b>Danny's Construction</b>	14,809	6,759	1,286	46%	9%
<b>Total for Danny's Construction Co.</b>	<b>14,809</b>	<b>6,759</b>	<b>1,286</b>	<b>46%</b>	<b>9%</b>
<b>Midwest Pro Painting</b>	63,891	40,006	0	63%	0%
<b>Total for Midwest Pro Painting</b>	<b>63,891</b>	<b>40,006</b>	<b>0</b>	<b>63%</b>	<b>0%</b>
<b>Sports Fields, Inc.</b>	3,247	2,741	0	84%	0%
Cache Valley Electric Co.	874	0	0	0%	0%
<b>Total for Sports Fields, Inc.</b>	<b>4,121</b>	<b>2,741</b>	<b>0</b>	<b>67%</b>	<b>0%</b>
<b>Gephart/Morse - DAS</b>	0	0	0	0%	0%
Morse - DAS	81,106	41,198	4,231	51%	5%
MD Electric	35,088	15,003	3,872	43%	11%
<b>Total for Gephart/Morse DAS</b>	<b>116,194</b>	<b>56,201</b>	<b>8,103</b>	<b>48%</b>	<b>7%</b>
<b>Industrial Door</b>	389	259	0	67%	0%
Southwest Specialty Coatings	920	295	0	32%	0%
Harris	183	179	0	98%	0%
Flooring Solutions of Nevada	770	356	0	46%	0%
Danny's Construction - IDC	5,471	1,912	633	35%	12%
Dielco Crane Services	0	1,912	633	35%	12%
<b>Total for Industrial Door</b>	<b>7,732</b>	<b>4,912</b>	<b>1,266</b>	<b>64%</b>	<b>16%</b>
<b>Sahara Concrete - Decorative Site</b>	27,192	26,579	0	98%	0%
TB Penick	0	0	0	0%	0%
Triton Structural Concrete	21,653	18,332	0	85%	0%
Penhall - TB Penick	116	78	0	67%	0%
Merli - TB Penick	567	35	0	6%	0%
CMC Rebar - Sahara	3,438	2,814	0	82%	0%
TAB - Sahara	4,219	2,068	0	49%	0%
A-1 Concrete	259	203	20	78%	8%
Merli Concrete = Sahara	295	101	0	34%	0%
<b>Total for Sahara Concrete - Decorative Site</b>	<b>57,739</b>	<b>50,209</b>	<b>20</b>	<b>87%</b>	<b>0%</b>
<b>Southwest Specialty Contractors</b>	26,984	23,901	0	89%	0%
Sports Facility	0	0	0	0%	0%
Rigging International	4,493	699	0	16%	0%
<b>Total for Southwest Specialty Contractors</b>	<b>31,476</b>	<b>24,599</b>	<b>0</b>	<b>78%</b>	<b>0%</b>
<b>Architectural Southwest Stone</b>	24,479	24,538	0	100%	0%
Technicoat Management, Inc.	196	181	0	92%	0%
<b>Total for Architectural Southwest Stone</b>	<b>24,675</b>	<b>24,718</b>	<b>0</b>	<b>100%</b>	<b>0%</b>
<b>Sunstone Building Specialties</b>	623	174	0	28%	0%
<b>Total for Sunstone Building Specialties</b>	<b>623</b>	<b>174</b>	<b>0</b>	<b>28%</b>	<b>0%</b>
<b>Union Erectors - Core</b>	37,842	16,665	256	44%	1%
Jcord	40	4	0	10%	0%
<b>Total for Union Erectors - Core</b>	<b>37,882</b>	<b>16,669</b>	<b>256</b>	<b>44%</b>	<b>1%</b>
<b>Derr &amp; Isbell - Hoist</b>	8,761	3,547	0	40%	0%
<b>Total for Derr &amp; Isbell - Hoist</b>	<b>8,761</b>	<b>3,547</b>	<b>0</b>	<b>40%</b>	<b>0%</b>
<b>Freyssinet</b>	38,686	24,271	0	63%	0%
Steel Partners	45,311	23,599	1,063	52%	2%
Southwest Specialty Coatings	277	126	0	45%	0%
Mojave Electric	389	167	0	43%	0%
Rigging Intl - Freyssinet	6,134	385	0	6%	0%
Vision Construction	0	0	0	0%	0%
Dielco - Vision	5,728	432	0	8%	0%
<b>Total for Freyssinet</b>	<b>96,524</b>	<b>48,978</b>	<b>1,063</b>	<b>51%</b>	<b>1%</b>
<b>American Door</b>	10,693	6,928	0	65%	0%
<b>Total for American Door</b>	<b>10,693</b>	<b>6,928</b>	<b>0</b>	<b>65%</b>	<b>0%</b>



### Allegiant Workforce Utilization Summary

This report reflects the cumulative hours worked through June 2020

Subcontractor
<b>Corona Stud &amp; Deck</b>
<b>Total for Corona Stud &amp; Deck</b>
<b>Aggregate Industries</b>
A Affordable Striping & Sealing
Flippins Trenching
A-1 Concrete
MC4 Construction, Inc.
<b>Total for Aggregate Industries - Pavement</b>
<b>Golden Bay Fence Plus Iron Works, Inc.</b>
REB Construction
MD Electric
Harris Rebar - Golden Bay
<b>Total for Golden Bay Fence Plus Iron Works</b>
<b>Stewart &amp; Sundell</b>
Merli Concrete
<b>Total for Stewart &amp; Sundell - Decorative Concrete</b>
<b>YESCO</b>
Union Erectors
Eberhard SW Roofing
Flippins Trenching
<b>Total for YESCO</b>
<b>Jones Sign Co.</b>
SW Specialty Coatings
Global Rope Access
<b>Total for Jones Sign Co., Inc.</b>
<b>Camatic</b>
Seating Installation Group
<b>Total for Camatic</b>
<b>Dimensional Innovations</b>
P1 Group, Inc.
Valley Steel
<b>Total for Dimensional Innovations</b>
<b>Vector Foiltec</b>
Danny's Construction
Dielco Crane Services
Global Rope Access
Harris Las Vegas
Unforgettable Coatings
<b>Total for Vector Foiltec</b>
<b>Austin Millwork &amp; Cabinetry</b>
Ferraro Marble Companies
<b>Total for Austin Millwork &amp; Cabinetry, Inc.</b>
<b>Brightview Landscape Development</b>
JCord
<b>Total for Brightview Landscape Development</b>
<b>Davis Glass &amp; Mirror</b>
Sunstone Building Specialties
<b>Total for Davis Glass &amp; Mirror</b>
<b>Spilker Pacific</b>
<b>Total for Spilker Pacific</b>
<b>CEDCO Commercial LLC</b>
Jcord
Technicoat
<b>Total for CEDCO Commercial, LLC</b>
<b>Rolling Plains Construction</b>
<b>Total for Rolling Plains Construction</b>

Cumulative hours through June 2020				
Total Hours	Total Minority/Female	Total Veteran	Total Minority/Female %	Total Veteran %
24,509	9,255	4,484	38%	18%
<b>24,509</b>	<b>9,255</b>	<b>4,484</b>	<b>38%</b>	<b>18%</b>
13,644	6,124	251	45%	2%
514	411	0	80%	0%
16	10	0	63%	0%
14	14	0	100%	0%
5,618	4,305	0	77%	0%
<b>19,806</b>	<b>10,863</b>	<b>251</b>	<b>55%</b>	<b>1%</b>
9,448	6,780	0	72%	0%
108	22	0	20%	0%
16	3	0	19%	0%
1,066	537	0	50%	0%
<b>10,637</b>	<b>7,342</b>	<b>0</b>	<b>69%</b>	<b>0%</b>
13,410	12,931	0	96%	0%
5	0	0	0%	0%
<b>13,414</b>	<b>12,931</b>	<b>0</b>	<b>96%</b>	<b>0%</b>
17,794	5,999	295	34%	2%
2,023	347	0	17%	0%
1,220	1,176	0	96%	0%
137	129	0	94%	0%
<b>21,174</b>	<b>7,650</b>	<b>295</b>	<b>36%</b>	<b>1%</b>
6,842	766	610	11%	9%
476	385	0	81%	0%
2,286	176	190	17%	108%
<b>9,604</b>	<b>1,326</b>	<b>800</b>	<b>14%</b>	<b>8%</b>
0	0	0	0%	0%
13,884	10,386	0	75%	0%
<b>13,884</b>	<b>10,386</b>	<b>0</b>	<b>75%</b>	<b>0%</b>
36	0	0	0%	0%
328	61	21	19%	6%
3,332	1,860	0	56%	0%
<b>3,695</b>	<b>1,921</b>	<b>21</b>	<b>52%</b>	<b>1%</b>
21,858	10,772	0	49%	0%
5,543	1,947	293	35%	5%
1,836	139	0	8%	0%
886	0	0	0%	0%
154	81	0	53%	0%
634	396	0	63%	0%
<b>30,910</b>	<b>13,335</b>	<b>293</b>	<b>43%</b>	<b>1%</b>
4,673	1,783	0	38%	0%
315	315	0	100%	0%
<b>4,988</b>	<b>2,098</b>	<b>0</b>	<b>42%</b>	<b>0%</b>
9,653	9,704	0	101%	0%
3	3	0	100%	0%
<b>9,656</b>	<b>9,707</b>	<b>0</b>	<b>101%</b>	<b>0%</b>
2,848	1,108	0	39%	0%
141	53	0	38%	0%
<b>2,988</b>	<b>1,161</b>	<b>0</b>	<b>75%</b>	<b>2%</b>
2,338	1,547	0	66%	0%
<b>2,338</b>	<b>1,547</b>	<b>0</b>	<b>131%</b>	<b>0%</b>
25,884	19,596	0	76%	0%
413	326	0	79%	0%
1,525	1,484	0	97%	0%
<b>27,822</b>	<b>21,406</b>	<b>0</b>	<b>77%</b>	<b>0%</b>
65,781	45,837	0	70%	0%
<b>65,781</b>	<b>45,837</b>	<b>0</b>	<b>70%</b>	<b>0%</b>

### Allegiant Workforce Utilization Summary

This report reflects the cumulative hours worked through June 2020

Subcontractor	Cumulative hours through June 2020				
	Total Hours	Total Minority/Female	Total Veteran	Total Minority/Female %	Total Veteran %
<b>TAB Contractors - Main</b>	159,432	71,295	119	45%	0%
Brightview Landscape	100	100	0	100%	0%
Nelson Hiniker Striping	537	326	0	61%	0%
Sanders Construction	3,648	2,254	0	62%	0%
A-1 Concrete	528	324	5	61%	1%
MMC	10,318	9,707	0	94%	0%
TAB-MMC	6	6	0	100%	0%
Mcon	14,305	12,222	0	85%	0%
MMC - Mcon	122	86	0	70%	0%
Wells Cargo - Mcon	184	108	0	59%	0%
Merli - Mcon BC	4	0	0	0%	0%
Viking Drillers, Inc.	4	0	0	0%	0%
Acme Electric	3,309	1,780	0	54%	0%
Merli Concrete	21	0	0	0%	0%
Olson Precast	2,411	2,197	0	91%	0%
Las Vegas Paving	80	88	0	110%	0%
Nevada Tap Master	117	22	0	18%	0%
Sahara Concrete	84	84	0	100%	0%
Wells Cargo - TAB	347	139	0	40%	0%
The Tiberti Fence - TAB	3	3	0	100%	0%
<b>Total for TAB Contractors - Main</b>	<b>195,558</b>	<b>100,738</b>	<b>124</b>	<b>52%</b>	<b>0%</b>
<b>Enclos</b>	68,961	34,531	141	50%	0%
Expansion Specialties, Inc.	1,361	577	0	42%	0%
Gephart Electric	1,805	1,353	0	75%	0%
Reliable Crane	4,335	907	45	21%	1%
Vergith Contracting	612	136	0	22%	0%
Affordable Federal Services	0	0	0	0%	0%
Walters & Wolf	6,878	3,555	0	52%	0%
Assa Abloy Entrance Systems	175	0	0	0%	0%
Union Erectors	3,980	678	331	17%	8%
Railworks	180	180	0	100%	0%
Team Construction	568	470	0	83%	0%
<b>Total for Enclos</b>	<b>88,853</b>	<b>42,385</b>	<b>516</b>	<b>50%</b>	<b>0%</b>
<b>KONE</b>	56,188	14,581	734	26%	1%
Dielco Crane	19	0	0	0%	0%
Jcord	99	88	0	89%	0%
Hutcherson Elevator Co.	222	0	0	0%	0%
Travertine	1,694	1,694	0	100%	0%
Energy Mechanical Insulation	142	74	12	52%	8%
<b>Total for KONE</b>	<b>58,363</b>	<b>16,436</b>	<b>746</b>	<b>28%</b>	<b>1%</b>
<b>Desert Fire Protection</b>	83,389	37,652	5,637	45%	7%
TAB	109	101	0	93%	0%
Energy Mechanical Insulation - Desert Fire	1,192	726	56	61%	5%
Jcord	1,122	671	3	60%	0%
Lone Mountain Excavation	512	238	0	46%	0%
<b>Total for Desert Fire</b>	<b>86,323</b>	<b>39,387</b>	<b>5,696</b>	<b>46%</b>	<b>7%</b>
<b>Gephart/Morse - Low Voltage</b>	0	0	0	0%	0%
Morse - GM Low Voltage	193,032	94,695	15,345	49%	8%
Gephart - GM Low Voltage	14,626	5,313	0	36%	0%
<b>Total for Gephart/Morse - Low Voltage</b>	<b>207,658</b>	<b>100,007</b>	<b>15,345</b>	<b>48%</b>	<b>7%</b>
<b>Performance Contracting</b>	404,334	328,993	3,006	81%	1%
Commercial Scaffolding - PCI	23,230	23,230	0	100%	0%
MPS Plastic Wall Products	2,896	1,112	0	38%	0%
Technicoat	2,353	2,289	0	97%	0%
Gale Building Products	16,230	14,964	0	92%	0%
<b>Total for Performance Contracting</b>	<b>449,042</b>	<b>370,588</b>	<b>3,006</b>	<b>83%</b>	<b>1%</b>
<b>Aggregate Industries - MSE Retaining Wall</b>	36,922	17,555	990	48%	0%
Stewart & Sundell	8,217	4,718	0	57%	0%
Harris Rebar - S&S	348	169	0	49%	0%

### Allegiant Workforce Utilization Summary

This report reflects the cumulative hours worked through June 2020

Subcontractor	Cumulative hours through June 2020				
	Total Hours	Total Minority/Female	Total Veteran	Total Minority/Female %	Total Veteran %
Southwest Specialty Coatings	14,236	9,026	0	63%	0%
Rigging International	566	120	0	21%	0%
<b>Total for Southwest Specialty Coatings</b>	<b>14,802</b>	<b>9,146</b>	<b>0</b>	<b>62%</b>	<b>0%</b>
Western Millwork	31,730	13,932	2,140	44%	7%
Victory Woodworks	1,878	823	0	44%	0%
<b>Total for Western Millwork</b>	<b>33,608</b>	<b>14,755</b>	<b>2,140</b>	<b>44%</b>	<b>6%</b>
Raydeo Enterprise	2,760	429	82	16%	3%
Steel Partners	11,410	3,305	2,066	29%	18%
Standard Steel	23,961	7,260	0	30%	0%
JCord	606	106	0	18%	0%
Expansion Specialties	1,701	1,281	0	75%	0%
<b>Total for Raydeo Enterprise</b>	<b>40,438</b>	<b>12,381</b>	<b>2,148</b>	<b>31%</b>	<b>5%</b>
Master Craft Floors	6,410	6,033	0	94%	0%
<b>Total for Master Craft Floors</b>	<b>6,410</b>	<b>6,033</b>	<b>0</b>	<b>94%</b>	<b>0%</b>
ISEC	22,007	11,494	0	52%	0%
<b>Total for ISEC</b>	<b>22,007</b>	<b>11,494</b>	<b>0</b>	<b>52%</b>	<b>0%</b>
Custom Hearth Distributors	1,105	542	0	49%	0%
Energy Mechanical Insulation	1,218	745	150	61%	12%
<b>Total for Custom Hearth Distributors</b>	<b>2,323</b>	<b>1,287</b>	<b>150</b>	<b>55%</b>	<b>6%</b>
T. Nickolas	57,522	52,900	0	92%	0%
Travertine	851	835	0	98%	0%
Technicoat Management	704	663	0	94%	0%
<b>Total for T. Nickolas</b>	<b>59,076</b>	<b>54,398</b>	<b>0</b>	<b>92%</b>	<b>0%</b>
Technicoat Management	12,241	8,331	0	68%	0%
<b>Total for Technicoat Management</b>	<b>12,241</b>	<b>8,331</b>	<b>0</b>	<b>68%</b>	<b>0%</b>
Valley Steel	626	229	0	37%	0%
<b>Total for Valley Steel</b>	<b>626</b>	<b>229</b>	<b>0</b>	<b>37%</b>	<b>0%</b>
Las Vegas Demolition	1,446	1,462	0	101%	0%
<b>Total for Las Vegas Demolition</b>	<b>1,446</b>	<b>1,462</b>	<b>0</b>	<b>101%</b>	<b>0%</b>
Niles Industrial Coatings	1,918	1,433	40	75%	2%
<b>Total for Niles Industrial Coatings</b>	<b>1,918</b>	<b>1,433</b>	<b>40</b>	<b>75%</b>	<b>2%</b>
Cleaning Services	11,840	20,946	0	177%	0%
Rigging International	4,876	940	0	19%	0%
<b>Total for Cleaning Services Incorporated</b>	<b>16,716</b>	<b>21,886</b>	<b>0</b>	<b>131%</b>	<b>0%</b>
Creative Play Recreation	1,123	1,084	0	97%	0%
REB Construction	32	16	0	50%	0%
<b>Total for Creative Play Recreation</b>	<b>1,155</b>	<b>1,100</b>	<b>0</b>	<b>95%</b>	<b>0%</b>
Seda Seating	0	0	0	0%	0%
Live Electric	663	481	0	73%	0%
<b>Total for Seda Seating</b>	<b>663</b>	<b>481</b>	<b>0</b>	<b>73%</b>	<b>0%</b>
Alpha Video & Audio	0	0	0	0%	0%
Titan Systems, Inc.	1,672	352	0	21%	0%
MD Electric	619	38	0	6%	0%
<b>Total for Alpha Video &amp; Audio</b>	<b>2,291</b>	<b>390</b>	<b>0</b>	<b>17%</b>	<b>0%</b>
McKeon Door of America	765	115	0	15%	0%
Mojave Electric	164	0	0	0%	0%
MJ Dean Construction	111	94	0	85%	0%
<b>Total for McKeon Door of America</b>	<b>1,040</b>	<b>209</b>	<b>0</b>	<b>20%</b>	<b>0%</b>
Show Canada	0	0	0	0%	0%
Union Erectors	536	130	0	24%	0%
MD Electric	331	0	0	0%	0%
<b>Total for Show Canada</b>	<b>866</b>	<b>130</b>	<b>0</b>	<b>15%</b>	<b>0%</b>
A Track-out Solution LLC	1,480	1,254	0	85%	0%
<b>Total for A Track-out Solution</b>	<b>1,480</b>	<b>1,254</b>	<b>0</b>	<b>85%</b>	<b>0%</b>
XL Steel	97	60	0	61%	0%
<b>Total for XL Steel</b>	<b>97</b>	<b>60</b>	<b>0</b>	<b>61%</b>	<b>0%</b>
Giroux Glass	6,440	3,269	0	51%	0%
<b>Total for Giroux Glass</b>	<b>6,440</b>	<b>3,269</b>	<b>0</b>	<b>51%</b>	<b>0%</b>
Arcon Global	237	237	0	100%	0%
<b>Total for Arcon Global LLC</b>	<b>237</b>	<b>237</b>	<b>0</b>	<b>100%</b>	<b>0%</b>
MG McGrath	287	142	142	49%	49%
<b>Total for MG McGrath</b>	<b>287</b>	<b>142</b>	<b>142</b>	<b>49%</b>	<b>49%</b>
Amazon Masonry	497	497	0	100%	0%
<b>Total for Amazon Masonry</b>	<b>497</b>	<b>497</b>	<b>0</b>	<b>100%</b>	<b>0%</b>
<b>TOTAL HOURS</b>	<b>5,655,218</b>	<b>3,530,057</b>	<b>128,990</b>	<b>62%</b>	<b>2%</b>
			<b>Goal</b>	<b>38%</b>	



## IN THE COMMUNITY



### **RAIDERS HAVE LUNCH WITH LAS VEGAS ELEMENTARY SCHOOL STUDENTS**

Raiders fullback Alec Ingold and tight end Darren Waller took part in serving and sharing nutritious meals with first and second grade students at Jack Dailey Elementary School in Las Vegas to learn about how they fuel up for a successful school day. On the following day, Raiders Owner Mark Davis announced that the Silver and Black would pledge \$500,000 toward eliminating meal debt in Nevada.





Photo: Property of the Raiders

## **RAIDERS FOUNDATION HELPS OPEN VETERANS VILLAGE AFFORDABLE HOUSING**

Veterans Village Las Vegas celebrated its grand opening of affordable housing in forms of shipping containers for veterans and people in need, which the Raiders Foundation helped fund through their Celebrity Swing fundraising event in 2018. Raiders President Marc Badain was on hand to speak and participate in the ribbon cutting.

EARTHCAM VIEW - JULY 31, 2020



  
**allegiant stadium**

Additional Information / Updates



## ADDITIONAL INFORMATION / UPDATES

StadCo has, and continues to, comply with Section 35 (2)(c) and 35 (2)(e) of the Act as evidenced by JLL's Report.

In accordance with Section 31- (c)(1)(2)(3) of the Act, Mortenson | McCarthy Las Vegas Stadium, A Joint Venture is following the process described below to verify the payment of applicable prevailing wages.

Contractors that are awarded construction contracts for the work are required to follow the NRS 338 requirements outlined in the Act. This section pertains to the prevailing wage for public works projects as governed by the Nevada Labor Commissioner.

Mortenson | McCarthy has implemented LCPTracker Construction Certified Payroll – Labor Compliance Software which is a widely recognized tracking and certification software for prevailing wage projects. Mortenson | McCarthy maintains and updates the required prevailing wage rates in the database, based on those published by the Nevada Labor Commissioner's website. All contractors that have received a construction contract and are subject to the prevailing wage requirements are required to report payroll hours and wages for designated workers through this system. The contractor's entries into this system verifies compliance with wages and fringes as noted in the NRS 338 requirements.



View of the Raiders tour turf in the bowl looking West.

Allegiant Stadium achieved substantial completion and received an unconditional Temporary Certificate of Occupancy at the end of July. Remaining open items are anticipated to be complete by no later than August 15, 2020.



Above: View of the Raiders logo in the locker room.


Below: Night view of Allegiant Stadium.



All photographs appearing in this document are the property of LV Stadium Events Company, LLC. They are protected by U.S. Copyright Laws, and are not to be shared or reproduced in any way without the written permission of LV Stadium Events Company, LLC. Copyright 2018 LV Stadium Events Company, LLC. All Rights Reserved.

Additional Information / Updates





Above: Bowl view looking South with the field tray in position.

Below: Aerial view.

